

**Limits on the high-energy gamma and neutrino fluxes from the  
SGR 1806-20 giant flare of December 27th, 2004 with the  
AMANDA-II detector**

A. Achterberg,<sup>30</sup> M. Ackermann,<sup>32</sup> J. Adams,<sup>10</sup> J. Ahrens,<sup>20</sup> K. Andeen,<sup>19</sup> D. W. Atlee,<sup>28</sup>  
J. N. Bahcall,<sup>24,\*</sup> X. Bai,<sup>22</sup> B. Baret,<sup>8</sup> M. Bartelt,<sup>12</sup> S. W. Barwick,<sup>15</sup> R. Bay,<sup>4</sup>  
K. Beattie,<sup>6</sup> T. Becka,<sup>20</sup> J. K. Becker,<sup>12</sup> K.-H. Becker,<sup>31</sup> P. Berghaus,<sup>7</sup> D. Berley,<sup>11</sup>  
E. Bernardini,<sup>32</sup> D. Bertrand,<sup>7</sup> D. Z. Besson,<sup>16</sup> E. Blaufuss,<sup>11</sup> D. J. Boersma,<sup>19</sup> C. Bohm,<sup>26</sup>  
J. Bolmont,<sup>32</sup> S. Böser,<sup>32</sup> O. Botner,<sup>29</sup> A. Bouchta,<sup>29</sup> J. Braun,<sup>19</sup> C. Burgess,<sup>26</sup>  
T. Burgess,<sup>26</sup> T. Castermans,<sup>21</sup> D. Chirkin,<sup>6</sup> B. Christy,<sup>11</sup> J. Clem,<sup>22</sup> D. F. Cowen,<sup>28,27</sup>  
M. V. D’Agostino,<sup>4</sup> A. Davour,<sup>29</sup> C. T. Day,<sup>6</sup> C. De Clercq,<sup>8</sup> L. Demirörs,<sup>22</sup> F. Descamps,<sup>13</sup>  
P. Desiati,<sup>19</sup> T. DeYoung,<sup>28</sup> J. C. Diaz-Velez,<sup>19</sup> J. Dreyer,<sup>12</sup> J. P. Dumm,<sup>19</sup> M. R. Duvoort,<sup>30</sup>  
W. R. Edwards,<sup>6</sup> R. Ehrlich,<sup>11</sup> J. Eisch,<sup>25</sup> R. W. Ellsworth,<sup>11</sup> P. A. Evenson,<sup>22</sup> O. Fadiran,<sup>2</sup>  
A. R. Fazely,<sup>3</sup> T. Feser,<sup>20</sup> K. Filimonov,<sup>4</sup> B. D. Fox,<sup>28</sup> T. K. Gaisser,<sup>22</sup> J. Gallagher,<sup>18</sup>  
R. Ganugapati,<sup>19</sup> H. Geenen,<sup>31</sup> L. Gerhardt,<sup>15</sup> A. Goldschmidt,<sup>6</sup> J. A. Goodman,<sup>11</sup>  
R. Gozzini,<sup>20</sup> S. Grullon,<sup>19</sup> A. Groß,<sup>14</sup> R. M. Gunasingha,<sup>3</sup> M. Gurtner,<sup>31</sup> A. Hallgren,<sup>29</sup>  
F. Halzen,<sup>19</sup> K. Han,<sup>10</sup> K. Hanson,<sup>19</sup> D. Hardtke,<sup>4</sup> R. Hardtke,<sup>25</sup> T. Harenberg,<sup>31</sup>  
J. E. Hart,<sup>28</sup> T. Hauschildt,<sup>22</sup> D. Hays,<sup>6</sup> J. Heise,<sup>30</sup> K. Helbing,<sup>31</sup> M. Hellwig,<sup>20</sup>  
P. Herquet,<sup>21</sup> G. C. Hill,<sup>19</sup> J. Hodges,<sup>19</sup> K. D. Hoffman,<sup>11</sup> B. Hommez,<sup>13</sup> K. Hoshina,<sup>19</sup>  
D. Hubert,<sup>8</sup> B. Hughey,<sup>19</sup> P. O. Hulth,<sup>26</sup> K. Hultqvist,<sup>26</sup> S. Hundertmark,<sup>26</sup> J.-P. Hülß,<sup>31</sup>  
A. Ishihara,<sup>19</sup> J. Jacobsen,<sup>6</sup> G. S. Japaridze,<sup>2</sup> A. Jones,<sup>6</sup> J. M. Joseph,<sup>6</sup> K.-H. Kampert,<sup>31</sup>  
A. Karle,<sup>19</sup> H. Kawai,<sup>9</sup> J. L. Kelley,<sup>19</sup> M. Kestel,<sup>28</sup> N. Kitamura,<sup>19</sup> S. R. Klein,<sup>6</sup>  
S. Klepser,<sup>32</sup> G. Kohnen,<sup>21</sup> H. Kolanoski,<sup>5</sup> L. Köpke,<sup>20</sup> M. Krasberg,<sup>19</sup> K. Kuehn,<sup>15</sup>  
H. Landsman,<sup>19</sup> H. Leich,<sup>32</sup> I. Liubarsky,<sup>17</sup> J. Lundberg,<sup>29</sup> J. Madsen,<sup>25</sup> K. Mase,<sup>9</sup>  
H. S. Matis,<sup>6</sup> T. McCauley,<sup>6</sup> C. P. McParland,<sup>6</sup> A. Meli,<sup>12</sup> T. Messarius,<sup>12</sup> P. Mészáros,<sup>27,28</sup>  
H. Miyamoto,<sup>9</sup> A. Mokhtarani,<sup>6</sup> T. Montaruli,<sup>19,†</sup> A. Morey,<sup>4</sup> R. Morse,<sup>19</sup> S. M. Movit,<sup>27</sup>  
K. Munich,<sup>12</sup> R. Nahnauer,<sup>32</sup> J. W. Nam,<sup>15</sup> P. Nießen,<sup>22</sup> D. R. Nygren,<sup>6</sup> H. Ögelman,<sup>19</sup>  
Ph. Olbrechts,<sup>8</sup> A. Olivas,<sup>11</sup> S. Patton,<sup>6</sup> C. Peña-Garay,<sup>24</sup> C. Pérez de los Heros,<sup>29</sup>  
A. Piegsa,<sup>20</sup> D. Pieloth,<sup>32</sup> A. C. Pohl,<sup>29,‡</sup> R. Porrata,<sup>4</sup> J. Pretz,<sup>11</sup> P. B. Price,<sup>4</sup>  
G. T. Przybylski,<sup>6</sup> K. Rawlins,<sup>1</sup> S. Razzaque,<sup>27,28</sup> F. Refflinghaus,<sup>12</sup> E. Resconi,<sup>14</sup>

W. Rhode,<sup>12</sup> M. Ribordy,<sup>21</sup> A. Rizzo,<sup>8</sup> S. Robbins,<sup>31</sup> P. Roth,<sup>11</sup> C. Rott,<sup>28</sup> D. Rutledge,<sup>28</sup>  
D. Ryckbosch,<sup>13</sup> H.-G. Sander,<sup>20</sup> S. Sarkar,<sup>23</sup> S. Schlenstedt,<sup>32</sup> T. Schmidt,<sup>11</sup> D. Schneider,<sup>19</sup>  
D. Seckel,<sup>22</sup> S. H. Seo,<sup>28</sup> S. Seunarine,<sup>10</sup> A. Silvestri,<sup>15</sup> A. J. Smith,<sup>11</sup> M. Solarz,<sup>4</sup>  
C. Song,<sup>19</sup> J. E. Sopher,<sup>6</sup> G. M. Spiczak,<sup>25</sup> C. Spiering,<sup>32</sup> M. Stamatikos,<sup>19</sup> T. Stanev,<sup>22</sup>  
P. Steffen,<sup>32</sup> T. Stezelberger,<sup>6</sup> R. G. Stokstad,<sup>6</sup> M. C. Stoufer,<sup>6</sup> S. Stoyanov,<sup>22</sup>  
E. A. Strahler,<sup>19</sup> T. Straszheim,<sup>11</sup> K.-H. Sulanke,<sup>32</sup> G. W. Sullivan,<sup>11</sup> T. J. Sumner,<sup>17</sup>  
I. Taboada,<sup>4</sup> O. Tarasova,<sup>32</sup> A. Tepe,<sup>31</sup> L. Thollander,<sup>26</sup> S. Tilav,<sup>22</sup> P. A. Toale,<sup>28</sup>  
D. Turčan,<sup>11</sup> N. van Eijndhoven,<sup>30</sup> J. Vandenbroucke,<sup>4</sup> A. Van Overloop,<sup>13</sup> B. Voigt,<sup>32</sup>  
W. Wagner,<sup>28</sup> C. Walck,<sup>26</sup> H. Waldmann,<sup>32</sup> M. Walter,<sup>32</sup> Y.-R. Wang,<sup>19</sup> C. Wendt,<sup>19</sup>  
C. H. Wiebusch,<sup>31</sup> G. Wikström,<sup>26</sup> D. R. Williams,<sup>28</sup> R. Wischnewski,<sup>32</sup> H. Wissing,<sup>32</sup>  
K. Woschnagg,<sup>4</sup> X. W. Xu,<sup>3</sup> G. Yodh,<sup>15</sup> S. Yoshida,<sup>9</sup> and J. D. Zornoza<sup>19, §</sup>

(IceCube Collaboration)

<sup>1</sup>*Dept. of Physics and Astronomy, University of Alaska Anchorage,  
3211 Providence Dr., Anchorage, AK 99508, USA*

<sup>2</sup>*CTSPS, Clark-Atlanta University, Atlanta, GA 30314, USA*

<sup>3</sup>*Dept. of Physics, Southern University, Baton Rouge, LA 70813, USA*

<sup>4</sup>*Dept. of Physics, University of California, Berkeley, CA 94720, USA*

<sup>5</sup>*Institut für Physik, Humboldt Universität zu Berlin, D-12489 Berlin, Germany*

<sup>6</sup>*Lawrence Berkeley National Laboratory, Berkeley, CA 94720, USA*

<sup>7</sup>*Université Libre de Bruxelles, Science Faculty CP230, B-1050 Brussels, Belgium*

<sup>8</sup>*Vrije Universiteit Brussel, Dienst ELEM, B-1050 Brussels, Belgium*

<sup>9</sup>*Dept. of Physics, Chiba University, Chiba 263-8522 Japan*

<sup>10</sup>*Dept. of Physics and Astronomy, University of Canterbury,  
Private Bag 4800, Christchurch, New Zealand*

<sup>11</sup>*Dept. of Physics, University of Maryland, College Park, MD 20742, USA*

<sup>12</sup>*Dept. of Physics, Universität Dortmund, D-44221 Dortmund, Germany*

<sup>13</sup>*Dept. of Subatomic and Radiation Physics,  
University of Gent, B-9000 Gent, Belgium*

<sup>14</sup>*Max-Planck-Institut für Kernphysik, D-69177 Heidelberg, Germany*

<sup>15</sup>*Dept. of Physics and Astronomy,*

*University of California, Irvine, CA 92697, USA*

*<sup>16</sup>Dept. of Physics and Astronomy,*

*University of Kansas, Lawrence, KS 66045, USA*

*<sup>17</sup>Blackett Laboratory, Imperial College, London SW7 2BW, UK*

*<sup>18</sup>Dept. of Astronomy, University of Wisconsin, Madison, WI 53706, USA*

*<sup>19</sup>Dept. of Physics, University of Wisconsin, Madison, WI 53706, USA*

*<sup>20</sup>Institute of Physics, University of Mainz,*

*Staudinger Weg 7, D-55099 Mainz, Germany*

*<sup>21</sup>University of Mons-Hainaut, 7000 Mons, Belgium*

*<sup>22</sup>Bartol Research Institute, University of Delaware, Newark, DE 19716, USA*

*<sup>23</sup>Dept. of Physics, University of Oxford,*

*1 Keble Road, Oxford OX1 3NP, UK*

*<sup>24</sup>Institute for Advanced Study, Princeton, NJ 08540, USA*

*<sup>25</sup>Dept. of Physics, University of Wisconsin, River Falls, WI 54022, USA*

*<sup>26</sup>Dept. of Physics, Stockholm University, SE-10691 Stockholm, Sweden*

*<sup>27</sup>Dept. of Astronomy and Astrophysics,*

*Pennsylvania State University, University Park, PA 16802, USA*

*<sup>28</sup>Dept. of Physics, Pennsylvania State University, University Park, PA 16802, USA*

*<sup>29</sup>Division of High Energy Physics,*

*Uppsala University, S-75121 Uppsala, Sweden*

*<sup>30</sup>Dept. of Physics and Astronomy, Utrecht University/SRON,*

*NL-3584 CC Utrecht, The Netherlands*

*<sup>31</sup>Dept. of Physics, University of Wuppertal, D-42119 Wuppertal, Germany*

*<sup>32</sup>DESY, D-15735 Zeuthen, Germany*

(Dated: May 22, 2013)

## Abstract

On December 27th 2004, a giant  $\gamma$ -flare from the Soft Gamma-ray Repeater 1806-20 saturated many satellite gamma-ray detectors. This event was by more than two orders of magnitude the brightest cosmic transient ever observed. If the gamma emission extends up to TeV energies with a hard power law energy spectrum, photo-produced muons could be observed in surface and underground arrays. Moreover, high-energy neutrinos could have been produced during the SGR giant flare if there were substantial baryonic outflow from the magnetar. These high-energy neutrinos would have also produced muons in an underground array. AMANDA-II was used to search for downgoing muons indicative of high-energy gammas and/or neutrinos. The data revealed no significant signal. The upper limit on the gamma flux at 90% CL is  $dN/dE < 0.05$  (0.5)  $\text{TeV}^{-1} \text{ m}^{-2} \text{ s}^{-1}$  for  $\gamma = -1.47$  ( $-2$ ). Similarly, we set limits on the normalization constant of the high-energy neutrino emission of 0.4 (6.1)  $\text{TeV}^{-1} \text{ m}^{-2} \text{ s}^{-1}$  for  $\gamma = -1.47$  ( $-2$ ).

PACS numbers: 95.55.Vj, 95.55.Ka, 95.85.Pw

---

\*Deceased

<sup>†</sup>on leave of absence from Università di Bari, Dipartimento di Fisica, I-70126, Bari, Italy

<sup>‡</sup>affiliated with Dept. of Chemistry and Biomedical Sciences, Kalmar University, S-39182 Kalmar, Sweden

<sup>§</sup>Corresponding author: zornoza@icecube.wisc.edu; affiliated with IFIC (CSIC-Universitat de València), A.

C. 22085, 46071 Valencia, Spain

*Introduction.*— Soft Gamma-ray Repeaters (SGRs) are X-ray pulsars which have quiescent soft (2-10 keV) periodic X-ray emissions with periods ranging from 5 to 10 s and luminosities of the order of  $10^{33-35}$  erg/s. They exhibit repetitive bursts lasting  $\sim 0.1$  s which reach peak luminosities of  $\sim 10^{41}$  erg/s in X-rays and  $\gamma$ -rays. There are four known SGRs, three in the Milky Way (including SGR 1860-20) and one in the Large Magellanic Cloud. Three of the four known SGRs have had hard spectrum ( $\sim$ MeV energy) giant flares with luminosities reaching up to  $\sim 10^{47}$  erg/s. The first of these giant flares (from SGR 0525-66 [1]) was observed on March 5, 1979 by the Venera 11 and 12 spacecraft. SGR 1900+14 exhibited a giant flare in 1998 [1]. The most recent and brightest flare came from SGR 1806-20 on Dec. 27, 2004. This flare lasted about 5 minutes (the duration of the initial spike was  $\sim 0.2$  s), had a peak luminosity of  $\sim 2 \cdot 10^{47}$  erg/s and a total energy emission of  $\sim 5 \cdot 10^{46}$  erg [2]. This event was observed by several satellite experiments [3, 4, 5], although they saturated during the blast. Recent estimates locate the source at a distance of  $15.1_{-1.3}^{+1.8}$  kpc [6], but this value is still under debate [7].

The favored “magnetar” model for these objects is a neutron star with a huge magnetic field ( $B \sim 10^{15}$  G). These giant flares can be explained as global crustal fractures due to magnetic field rearrangements liberating a high flux of X-rays and  $\gamma$ -rays [8].

During the flare, the  $\gamma$ -ray spectrum up to  $\sim 1$  MeV is well described with a blackbody spectrum with  $kT = 175$  keV [5], though the last energy bin may leave room for a power-law component. Similar considerations apply to the measurement up to 10 MeV in Ref. [9]. However, fits to the data favor the presence of a non-thermal component. Fits using a blackbody + power law (BB+PL) spectrum show that the PL spectral index starts to harden months before the giant flare up to values of about  $-1.3 \div -1.4$  [2] below 10 keV.

The possibility of using underground detectors to observe the muons produced in the electromagnetic showers induced by TeV gammas generated in these flares was presented in Ref. [10]. There have been suggestions of substantial baryonic outflow and the possibility of high-energy neutrino production. Radio observations [11, 12] indicate an expanding radio source with velocity  $0.25-0.40c$ . Gelfand *et al.* [13] argue that a re-brightening of the radio emissions  $\sim 20$  days after the giant flare can be explained if substantial amounts of released energy went into a baryonic fireball, and make predictions for TeV neutrino production. Ioka *et al.* [14] also argue that high-energy neutrino production can be related to the fraction of burst energy released in the form of baryons.

The Dec. 2004 giant flare represents an excellent opportunity to probe the high-energy spectrum of these sources by looking for events correlated in time and space with this flare. In this paper we present the results of a search for a gamma and/or neutrino signal during the SGR 1806-20 giant flare using data from the AMANDA-II detector. The short duration of these events and the fact that they come from a point-like source result in negligible atmospheric muon and neutrino backgrounds. For the first time in AMANDA (see [15] for an example of previous search in other kind of sources), we used down-going muons to look for muon photo-production in the atmosphere, already proposed in Ref. [16]. A search for coincidences using gravitational waves was presented in Ref. [17].

AMANDA (Antarctic Muon And Neutrino Detector Array) is currently running in its AMANDA-II configuration of a 3D array of 677 optical modules (OMs) distributed along 19 strings deployed at depths of 1500-2000 m in the South Pole ice [18]. These 8-inch photomultipliers, enclosed in pressure-resistant glass spheres, make it possible to reconstruct direction and energy of relativistic muons through timing and intensity of the Cherenkov light. The ice layer above the detector reduces the background of atmospheric muons by more than 5 orders of magnitude compared to the surface flux. Events are recorded when at least 24 OMs register a signal within 2  $\mu$ sec. The detector rate on December 27th was 90 Hz (close to the AMANDA-II average).

*Analysis technique.* — For events like the burst of the SGR 1806-20 in Dec. 2004, in which most of the energy emitted during the flare is concentrated in a 1 s time scale, the precise time and location of the event imply that the background of atmospheric muons becomes negligible [10], thereby allowing a search for TeV  $\gamma$ -rays and downgoing TeV neutrinos.

The IceCube collaboration follows a policy of blindness in its analysis strategies. By studying the expected backgrounds and signals prior to looking at the data, the analysis can be designed in an unbiased fashion. In the case of expected small signals, this is particularly relevant for having a clear procedure to determine the probability of an event to be produced by background. Thus, in this analysis, the determination of the optimum selection criteria is done using the simulation of the signal and comparing it with the expected background. The procedure, similar to that used in the search for upward moving neutrinos from gamma-ray bursts [19], is as follows:

- the background on-source and off-time is calculated using real data, keeping blind 10

min around the burst onset. About one day of off-time data was used to monitor the stability of the detector;

- the signal from the source is simulated in order to estimate the angular resolution and the effective area of the detector;
- the appropriate time window is estimated, based on the flare onset times given by different X-ray satellites and their counting rates;
- the optimum search bin size is found by minimizing the Model Discovery Factor (MDF) [20], defined as

$$MDF = \frac{\mu(n_b, CL, SP)}{n_s} \quad (1)$$

where  $\mu$  is the Poisson mean of the number of signal events which would result in rejection of the background hypothesis, at the chosen confidence level  $CL$ , in  $SP\%$  of equivalent measurements.  $SP$  stands for statistical power and  $n_s$  is the number of signal events predicted by the model. This definition is analogous to the Model Rejection Factor (MRF see Ref. [20]) that is used for setting upper limits. In the case of the MDF, the bin size is optimized to maximize the probability of discovery (for CL corresponding to five sigma and SP=90%);

- once the optimum search bin size has been found, the unblinding of the data is done, i.e. the events inside the time window and the search bin are counted;
- this number of events is translated into a flux or a flux limit if no significant excess on top of the background is found through the knowledge of the expected signal in the detector for the given analysis cuts.

Although both TeV  $\gamma$ -rays and neutrinos produce muons in the detector array, the optimal choice of selection criteria depends on the assumed signal. The analysis was optimized to the TeV  $\gamma$  signal. Any further optimization to the neutrino signal would be more than offset by the penalty for an additional trials factor.

*Data and simulation.*— In order to have a background estimate for the flare, a time and angular window have to be defined around the flare of equatorial coordinates (J2000) right

ascension = 18h 08m 39.34s and declination =  $-20^{\circ} 24' 39.7''$  [11, 21, 22]. The bulk of the flare energy was concentrated in less than 0.6 s. The Swift-BAT counting rate drops by more than 2 orders of magnitudes after 0.6 s from the onset of the burst [9]. Based on the observation time for each satellite [3, 5, 17, 23, 24, 25], and accounting for its position, the expected signal time in AMANDA was calculated. The spread of the resulting times indicate that a safe window is 1.5 s, centered at 21h 30m 26.6s of Dec. 27th, the onset time of the flare.

To evaluate the performance of the detector, simulations were performed for several input signals. The CORSIKA-QGSJet01 [26] and ANIS [27] codes were used to simulate the photon (and proton) and neutrino interactions, respectively. The generated energy for photons is 10 TeV to  $10^5$  TeV and for protons is 10 GeV to  $10^5$  TeV. The muons were propagated in the ice with MMC [28] and the program AMASIM [29] simulated the response of the detector. The tracks were reconstructed with the same iterative log-likelihood fitting procedure that was applied to the real data.

The angular resolution for different cuts has been studied using the simulation of down-going muons generated by cosmic rays. The angular resolution, defined as the median of the angular difference between the true and the reconstructed track, is  $3.5^{\circ}$ . This value was obtained using atmospheric down-going muon high statistics simulations and it was checked that this result is robust within 0.1 deg for the expected signals of photons and neutrino induced muons. We also considered a variety of spectral indices for the  $\gamma$ -ray spectrum assuming values given in Ref. [10] and we found that the angular resolution is almost independent of the spectral index. The effective areas, defined as the equivalent area for a perfect detector that is able to detect particles with 100% efficiency, for gammas and neutrinos are shown in figure 1 as a function of the energy.

As noted earlier, the optimum angular window is determined by minimizing the Model discovery factor. In figure 2 we show the dependence of the MDF and MRF on the circular angular window around the source position. The steps in the MDF curve are due to the discreteness of the Poisson distribution. It can also be seen that the MRF minimum interval is quite broad, indicating that this variable is not very sensitive to the increase in the number of background events with the increase of the angular window. This is due to the small value of the background in the allowed time window.

The search bin size which optimizes the probability of discovery is at  $5.8^{\circ}$ . With this cut



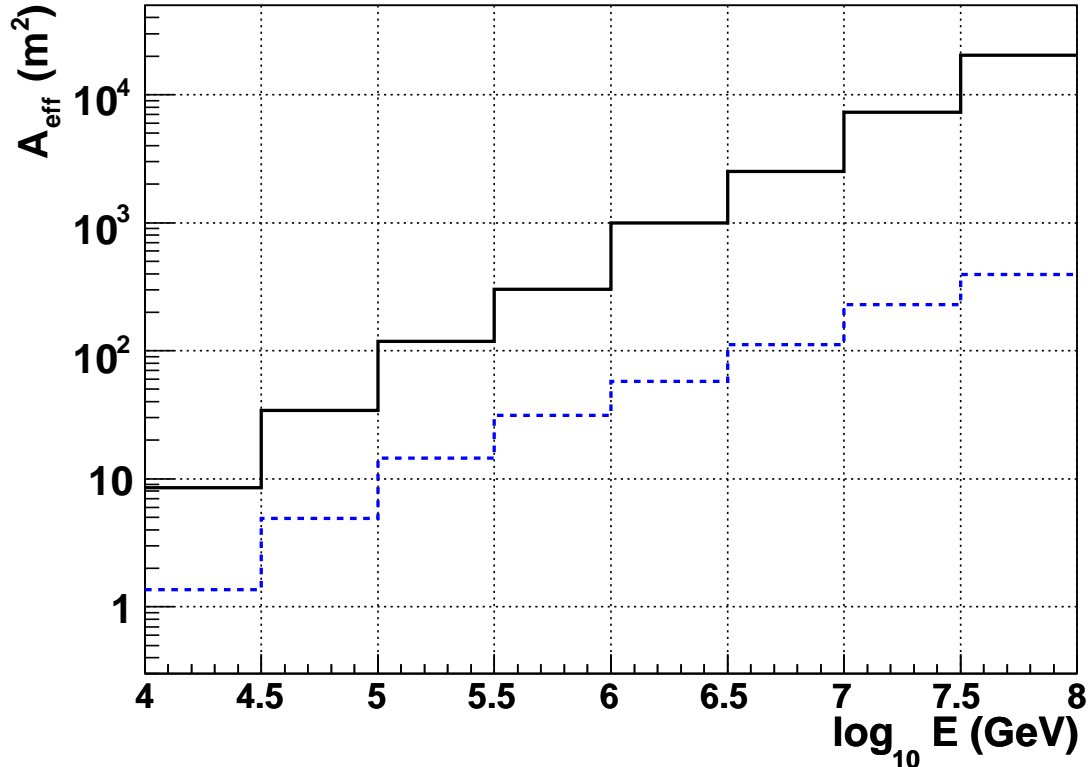


FIG. 1: Effective area after reconstruction and track quality selection for gammas (solid, black) and neutrinos (blue, dashed).

and a 1.5 s time window, the expected background is 0.06 counts. For events that satisfy the detector trigger, we keep almost 80% of the signal in this angular window.

*Systematic uncertainties.*— Several sources of systematic uncertainties have been considered in this analysis. The uncertainty of the hadronic model calculation is estimated to about 15%, mostly due to the unknown fraction of diffractive  $\rho$  production [30]. We have compared the muon yields using two different models -CORSIKA/QGSJET and an analytic calculation [16]- and found that they agreed to within 5%. The uncertainty in the detector efficiency (20%) comes mainly from the overall sensitivity of the OMs and the optical properties of the ice. The effect has been estimated simulating different reasonable ice models and OM sensitivities.

The stability of the run was checked in order to exclude possible non-particle events induced by detector electronics. These events are identified by a specific method [31] looking

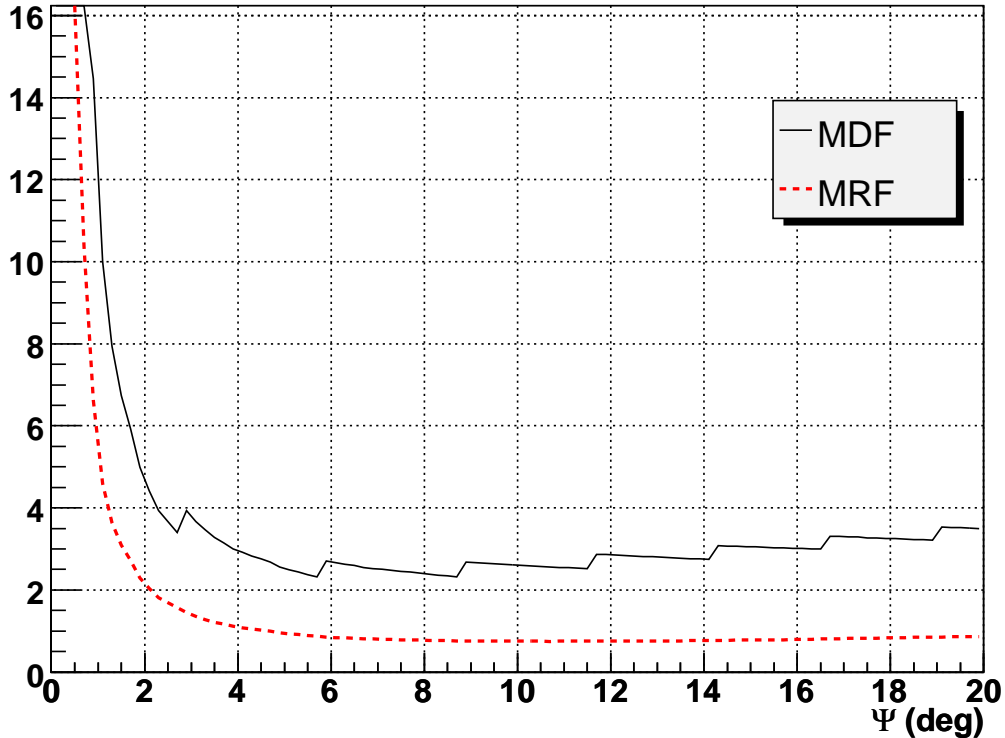


FIG. 2: Model discovery factor (solid, black) and model rejection factor (dashed, red) for an  $E^{-1.47}$  spectrum.

for anomalous values in a set of defined variables. A correction is made for the electronics dead time (17%, which is a typical value in normal runs). Finally, the simulated and measured distributions of an extensive set of variables, like zenith angle, number of hit optical modules, and hit times, were compared in the search of possible anomalies. In all the cases the agreement was within the systematic errors estimated above.

*Results.*— Once the optimum search bin size of  $5.8^\circ$  around the source was determined, we unblinded the 1.5 s data around the burst looking for events satisfying the analysis requirements. No event was observed in the on-source, on-time window. Then, we determined the upper limits [32] of the normalization constant  $A_{90}$  at a  $CL$  of 90% assuming a power-law energy spectrum,

$$\frac{dN}{dE} < A_{90}(E/\text{TeV})^\gamma \quad (2)$$

with a cut-off at  $10^5$  TeV. These limits are shown in figure 3 together with the sensitivity

of the detector.

To give an idea of the impact of these limits on theoretical estimates such as the  $\gamma$  flux extrapolations presented in Ref. [10], for spectral index  $-1.47$  ( $-2$ ) the limit on the gamma flux normalization constant is  $A_{90} = 0.05$  ( $0.5$ )  $\text{TeV}^{-1} \text{ m}^{-2} \text{ s}^{-1}$ . The calculation of this limit using the same energy limits as in Ref. [10] would give  $3.3$  ( $33$ )  $\text{TeV}^{-1} \text{ m}^{-2} \text{ s}^{-1}$ , which rule out spectral indices  $\gamma \sim -1.5$ , but not softer (assuming a maximum gamma energy of  $500 \text{ TeV}$ ). The effect of the attenuation of the gamma flux by the cosmic microwave background and the Galactic interstellar radiation field has been also taken into account and has been calculated from the results of Ref. [33].

Since the source is above the horizon (hence there is not much column depth for neutrinos to interact), the neutrino flux limits are an order of magnitude worse than the  $\text{TeV}$   $\gamma$  limits, but can still be used to constrain models. In cases where there is large baryonic outflow, high-energy neutrinos are produced and the baryons may make the source partially opaque to high-energy photons. Comparing the extrapolations in Ref. [10], for spectral index  $-1.47$  ( $-2$ ) the limit on the  $\nu_{\mu}$  flux normalization is  $A_{90} = 0.4$  ( $6.1$ )  $\text{TeV}^{-1} \text{ m}^{-2} \text{ s}^{-1}$  while the model predicts (accounting for oscillations)  $1.7$  ( $4.1 \times 10^{-4}$ ) in the same units. We are thus able to exclude an extremely hard neutrino spectrum extrapolated from the measured  $\text{MeV}$  photon flux. On the other hand, our limit on the high-energy neutrino fluence is still at least one order of magnitude larger than the fluence predicted in Ref. [13].

*Conclusions.* — In summary, we have searched for  $\text{TeV}$  gammas and neutrinos associated with the Dec. 27th giant flare from SGR 1806-20. We demonstrate that underground neutrino arrays such as AMANDA and IceCube can be used as  $\text{TeV}$   $\gamma$  detectors for transient events. An analysis of AMANDA data yields no muons coincident with the flare. We use this muon non-observation to place stringent limits on  $\text{TeV}$  radiation from this source.

*Acknowledgments.* — We acknowledge the support from the following agencies: National Science Foundation-Office of Polar Program, National Science Foundation-Physics Division, University of Wisconsin Alumni Research Foundation, Department of Energy, and National Energy Research Scientific Computing Center (supported by the Office of Energy Research of the Department of Energy), the NSF-supported TeraGrid system at the San Diego Supercomputer Center (SDSC), and the National Center for Supercomputing Applications (NCSA); Swedish Research Council, Swedish Polar Research Secretariat, and Knut and Alice Wallenberg Foundation, Sweden; German Ministry for Education and Research, Deutsche

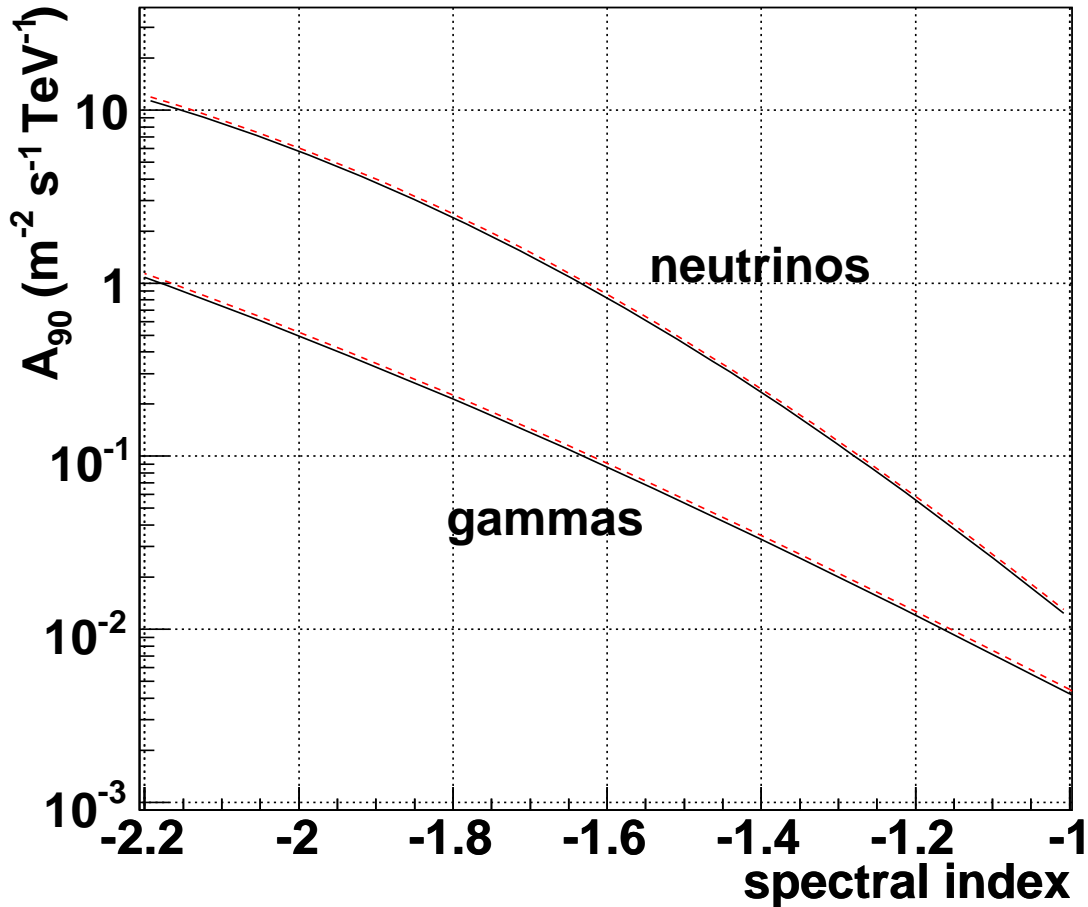


FIG. 3: Sensitivity (dashed, red) and limit (solid, black) to the normalization constant in the flux of gammas (lower, thick line) and neutrinos (upper, thin line), assuming a flux  $\phi(E) = A (E/\text{TeV})^\gamma$ .

Forschungsgemeinschaft (DFG), Germany; Fund for Scientific Research (FNRS-FWO), Flanders Institute to encourage scientific and technological research in industry (IWT), Belgian Federal Office for Scientific, Technical and Cultural affairs (OSTC); the Netherlands Organisation for Scientific Research (NWO); M. Ribordy acknowledges the support of the SNF (Switzerland); J. D. Zornoza acknowledges the Marie Curie OIF Program (contract 007921).

---

[1] C. Barat, *et al.*, *Astron. Astrophys.* **79**, L24-L25 (1979); T. Cline, E. Mazets, S. Golenetskii, *IAU Circ. No.7002* (1998).

- [2] P. M. Woods *et al.*, eprint: astro-ph/0602402, subm. to *Astrophys. J.*
- [3] D. Borkowski *et al.*, *GCN Circ.* **2920**, (2004); S. Mereghetti *et al.*, *Astrophys. J.* **624**, L105 (2005).
- [4] D.M. Palmer *et al.*, *GCN Circ.* **2925**, (2004).
- [5] K. Hurley *et al.*, *Nature* **434**, 1098, (2005).
- [6] S. Corbel *et al.*, *Astrophys. J.* **478**, 624 (1997); S. Corbel and S. S. Eikenberry, *Astron. & Astrophys.* **419**, 191 (2004).
- [7] N. M. McClure-Griffiths and Bryan M. Gaensler, *Astrophys. J.* **630**, 161 (2005).
- [8] C. Thompson and R.C. Duncan, *Mon. Not.R. Astron. Soc.* **275**, 255 (1995).
- [9] D. M. Palmer *et al.*, *Nature* **434**, 1107 (2005).
- [10] F. Halzen, H. Landsman and T. Montaruli, eprint: astro-ph/0503348 and updated paper in preparation.
- [11] P. B. Cameron *et al.*, *Nature* **434**, 1112 (2005).
- [12] B.M. Gaensler *et al.*, *Nature* **434** 1104.
- [13] J.D. Gelfand *et al.*, *Astrophys. J.* **634**, 89 (2005).
- [14] K. Ioka *et al.*, *Astrophys. J.* **633**, 1013 (2005).
- [15] S. P. Ahlen *et al.*, *Astrop. J.* **412**, 301 (1993).
- [16] M. Drees, F. Halzen and K. Hikasa, *Phys. Rev. D* **39**, 1310 (1989); F. Halzen, T. Stanev and G. B. Yodh, *Phys. Rev. D* **55**, 4475 (1997); F. Halzen and D. Hooper, *JCAP*, **0308**, 006, (2003).
- [17] L. Baggio *et al.*, *Phys. Rev. Lett.* **95**, 081103 (2005).
- [18] E. Andrés *et al.*, *Astrop. Phys.* **13**, 1 (2000).
- [19] M. Stamatikos, J. Kurtzweil and M.J. Clarke, astro-ph/0510336; K. Kuehn, Proc. of 29th ICRC, Pune (2005).
- [20] G. C. Hill, J. Hodges, B. Hughey, A. Karle and M. Stamatikos, Proc. of PHYSTAT 2005, Oxford. G. C. Hill and K. Rawlins, *Astrop. Phys.*, **19**, 393, (2003).
- [21] D.L. Kaplan *et al.*, *Astrophys. J.* **556**, 399 (2001).
- [22] K. Hurley, *Nature* **397**, 41 (1999).
- [23] T. Terasawa *et al.*, eprint: astro-ph/0502315, subm. to *Nature*.
- [24] D. Gotz, private communication.
- [25] E. Pian and S. Schwartz, private communication.

- [26] D. Heck *et al.*, FZKA-6019 (1998).
- [27] A. Gazizov and M.P. Kowalski, *Comput. Phys. Commun.* **172** 203 (2005).
- [28] D.A. Chirkin, “Cosmic Ray Energy Spectrum Measurement with the Antarctic Muon and Neutrino Detectro Array,” PhD thesis, U. of California at Berkeley (2003).
- [29] S. Hundertmark “AMASIM Neutrino Detector Simulation Program,” *Proc. of Simulation and Analysis Methods for Large Neutrino Telescopes*, DESY, Zeuthen, Germany, 6-9 July 1998.
- [30] F. Halzen, K. Hikasa and T. Stanev, *Phys. Rev. D* **34**, 2061 (1986).
- [31] A.C. Pohl, “A Statistical Tool for Finding Non-Particle Events from the AMANDA Neutrino Telescope,” Licenciat thesis, University of Uppsala (2004).
- [32] J. Conrad *et al.*, *Phys. Rev. D* **67**, 012002 (2003).
- [33] I. Moskalenko *et al.*, *Astrop. J.*, **640**, 155 (2006).