

CERN-TH/00-000
FTUAM-00-00
IFT-UAM/CSIC-00-00
FTUV-00-09
IFIC/CSIC-00-09

The atmospheric neutrino anomaly without maximal mixing?

A. De Rújula^{a,1}, M.B. Gavela^{b,2} and P. Hernández^{a,3}

^a Theory Division, CERN, 1211 Geneva 23, Switzerland

^b Dept. de Física Teórica, Univ. Autónoma de Madrid, Spain

Abstract

We consider a pattern of neutrino masses in which there is an approximate mass degeneracy between the two mass eigenstates most coupled to the ν_μ and ν_τ flavour eigenstates. Earth-matter effects can lift this degeneracy and induce an effectively maximal mixing between these two generations. This occurs if ν_e 's contain comparable admixtures of the degenerate eigenstates, even rather small ones. This provides an explanation of the atmospheric neutrino anomaly in which the *ab initio* introduction of a large mixing angle is not required. To test this possibility we perform a novel and detailed analysis of the 52 kiloton-year SuperKamiokande data, and we find that in a large region of parameter space the corresponding confidence levels are excellent. The most recent results from the Chooz reactor experiment, however, severely curtail this region, so that the conventional scenario with nearly maximal mixing angles –which we also analyse in detail– is supported by the data.

CERN-TH/00-000
FTUAM-00-00
IFT-UAM/CSIC-00-00
FTUV-00-09
IFIC/CSIC-00-09
January 2000

¹derujula@nxth21.cern.ch

²gavela@garuda.ft.uam.es,

³pilar.hernandez@cern.ch. On leave from Dept. de Física Teórica, Universidad de Valencia.

1 Introduction

The results of the SuperKamiokande collaboration (SK) on the atmospheric neutrino deficit [1] can be explained in terms of neutrino oscillations [2]. It is natural to analyse the data in the context of the most general mixing pattern of three neutrinos, since that is their known number. Three generations are necessary if oscillations are to explain the atmospheric and solar [3] anomalies: a scheme with only two neutrinos cannot account for both effects.

Let \bar{U} , with $(\nu_e, \nu_\mu, \nu_\tau)^T = \bar{U} \cdot (\nu_1, \nu_2, \nu_3)^T$, be the Cabibbo-Kobayashi-Maskawa (CKM) matrix in its most conventional parametrization, reviewed by the Particle Data Group [4]:

$$\bar{U} \equiv \bar{U}_{23}\bar{U}_{13}\bar{U}_{12} \equiv \begin{pmatrix} 1 & 0 & 0 \\ 0 & \bar{c}_{23} & \bar{s}_{23} \\ 0 & -\bar{s}_{23} & \bar{c}_{23} \end{pmatrix} \begin{pmatrix} \bar{c}_{13} & 0 & \bar{s}_{13} e^{i\delta} \\ 0 & 1 & 0 \\ -\bar{s}_{13} e^{-i\delta} & 0 & \bar{c}_{13} \end{pmatrix} \begin{pmatrix} \bar{c}_{12} & \bar{s}_{12} & 0 \\ -\bar{s}_{12} & \bar{c}_{12} & 0 \\ 0 & 0 & 1 \end{pmatrix} \quad (1)$$

with $\bar{s}_{12} \equiv \sin \bar{\theta}_{12}$, and similarly for the other sines and cosines. Several groups have performed analyses of atmospheric and solar data in terms of three-neutrino mixing [5], as described by Eq. (1), or including sterile neutrinos [6]. It is common to these studies to restrict to a “minimal scheme”, in which the mass square difference relevant to atmospheric oscillations dominates over the one relevant to solar neutrinos: $\Delta \bar{m}_{23}^2 \gg \Delta \bar{m}_{12}^2$. In this scenario, the number of parameters describing oscillations at terrestrial distances is reduced to three: \bar{s}_{13} , \bar{s}_{23} and $\Delta \bar{m}_{23}^2$, while those most relevant to solar neutrinos are: \bar{s}_{12} , \bar{s}_{13} and $\Delta \bar{m}_{12}^2$. The best fit of the atmospheric data [7] is:

$$\Delta \bar{m}_{23}^2 \sim 2.8 \times 10^{-3} \text{ eV}^2, \quad \sin^2(2\bar{\theta}_{23}) \sim 1, \quad \bar{s}_{13}^2 \sim 2 \times 10^{-2}. \quad (2)$$

The angle $\bar{\theta}_{23} \simeq \pi/4$ is close to maximal, to explain the dearth of muons in SK.

The situation for solar neutrino oscillations is less definite [8]. The combined solar experiments allow for three different regions of parameter space. The solar deficit can be interpreted either as MSW (matter enhanced) oscillations [9] with an angle $\bar{\theta}_{12}$ that can be large or small, or as nearly-maximal vacuum oscillations, $\bar{\theta}_{12} \simeq \pi/4$. The corresponding mass differences $-\Delta \bar{m}_{12}^2 = 10^{-6}$ to 10^{-4} eV², or some 10^{-10} eV²— are significantly below the range deduced from atmospheric observations, giving support to the minimal scheme. If $\Delta \bar{m}_{12}^2 \sim O(10^{-3})$ eV², it can have non-negligible effects on atmospheric data that have been recently studied [10].

As is well-known, the field of neutrino oscillations is permeated by a tally of implausible facts and coincidences. Oscillations over a distance L occur if $\Delta m^2 L/E_\nu \sim 1$. In the various data samples used by the SK collaboration, the average neutrino energies are roughly 1, 10 and 100 GeV, so that for the value of Δm_{23}^2 in Eq. (2), the “right” distances to measure an effect are 280, 2800 and 28000 km: the size of our planet and the energies in the cosmic ray spectrum have been chosen snugly. Something entirely similar can be said about the low-mass or “just-so” solution to the solar neutrino problem. Moreover, the solar and atmospheric neutrino “anomalies” could have been observed only if the effects are large. This requires surprisingly large mixing angles, except for the “small-angle” MSW solution to the solar neutrino problem, for which the ambient matter elegantly enhances

the effect of a small vacuum mixing. Considerable theoretical effort has been invested in arguing that large neutrino mixings are natural, as small quark mixings are believed to be.

A final peculiarity of the observed atmospheric neutrino oscillations involves the matter contribution to the effective squared mass of electron neutrinos:

$$A \equiv 2 \sqrt{2} G_F E_\nu n_e, \quad (3)$$

where n_e is the electron number density in the Earth. For a typical average terrestrial density of 5 g/cm^3 and $E_\nu = 10 \text{ GeV}$, $A \sim 3.7 \times 10^{-3} \text{ eV}^2$, again in the ballpark of Eq. (2). This last coincidence suggests the existence of a “small-angle solution” to the atmospheric neutrino problem.

In the “small-angle” scheme we study, the large observed ν_μ disappearance is generated in the following way. Let ν_2 and ν_3 be almost degenerate, and heavier than ν_1 . When neutrinos traverse the Earth, the degeneracy is lifted by matter effects, enhancing ν_μ - ν_τ oscillations. The consequent transitions are maximal if the electron neutrino has comparable vacuum admixtures of the degenerate mass eigenstates, $\bar{U}(e2) \simeq \bar{U}(e3)$, even if these quantities are not large.

We find that an explanation of the atmospheric neutrino anomaly not involving nearly-maximal neutrino mixing indeed exists, but is disfavoured by the complementary information from reactor neutrinos. For the current experimental situation, large neutrino mixing angles seem to be unavoidable.

The titles of the chapters and appendices specify the structure of this paper.

2 Apparent large mixings induced by matter effects

2.1 From small to large angles

In a three-family scenario, let one neutrino mass eigenstate be much lighter than the other nearly-degenerate two. Their squared mass matrix can be written as:

$$M_K^{vac} \simeq \text{Diag} \left[\mu_1^2; m^2 + \mu_2^2; m^2 + \mu_3^2 \right], \quad (4)$$

where K stands for the “kinetic” eigenbasis (as opposed to the flavour basis), vac is for vacuum, and $\mu_i^2 \ll m^2$. The degree of degeneracy assumed for the two heavier neutrinos embodies three conditions: their mass difference $\Delta m_{23}^2 \equiv \mu_3^2 - \mu_2^2$ is much smaller than their common mass scale m^2 ; it is also small enough not to induce observable oscillations over terrestrial distances ($\Delta m_{23}^2 L / E_\nu \ll 1$ for the relevant energies and lengths of travel); and it is smaller than the effective mass excess induced on electron neutrinos by matter effects, $\Delta m_{23}^2 \ll A$, with A as in Eq. (3). *De facto*, these conditions simply amount to $\Delta m_{23}^2 \ll 10^{-4} \text{ eV}^2$. In practice we can set $\mu_i^2 = 0$ in the analysis of oscillations over terrestrial baselines.

For the mass pattern of Eq. (4), one of the three neutrino mixing angles and the CP-violating phase of the CKM matrix U are unobservable. This is readily checked.

Parametrize the CKM matrix in the unconventional order $U \equiv U_{12}U_{13}U_{23}$, as follows:

$$U \equiv U_{12}U_{13}U_{23} \equiv \begin{pmatrix} c_{12} & s_{12} & 0 \\ -s_{12} & c_{12} & 0 \\ 0 & 0 & 1 \end{pmatrix} \begin{pmatrix} c_{13} & 0 & s_{13} \\ 0 & 1 & 0 \\ -s_{13} & 0 & c_{13} \end{pmatrix} \begin{pmatrix} 1 & 0 & 0 \\ 0 & c_{23} & s_{23} e^{i\delta} \\ 0 & -s_{23} e^{-i\delta} & c_{23} \end{pmatrix} \quad (5)$$

with $s_{12} = \sin(\theta_{12})$, etc. The vacuum mass matrix in flavour space $M_F^{vac} \equiv UM_K^{vac}U^\dagger$ does not depend on s_{23} , or on δ . The mixing matrix is effectively reduced to $U \equiv U_{12}U_{13}$.

In the approximation we are discussing, m^2 is the only relevant mass-scale difference and the vacuum transition probabilities between different neutrino flavours are:

$$\begin{aligned} P(\nu_e \rightarrow \nu_\mu) &= 4 s_{12}^2 c_{12}^2 c_{13}^4 \sin^2 \left(\frac{m^2 L}{4 E_\nu} \right) \\ P(\nu_e \rightarrow \nu_\tau) &= 4 s_{13}^2 c_{13}^2 c_{12}^2 \sin^2 \left(\frac{m^2 L}{4 E_\nu} \right) \\ P(\nu_\mu \rightarrow \nu_\tau) &= 4 s_{13}^2 c_{13}^2 s_{12}^2 \sin^2 \left(\frac{m^2 L}{4 E_\nu} \right). \end{aligned} \quad (6)$$

The probabilities $P(\nu_e \rightarrow \nu_\mu)$ and $P(\nu_e \rightarrow \nu_\tau)$ are quadratically suppressed for small s_{12} and s_{13} , while $P(\nu_\mu \rightarrow \nu_\tau)$ is quartically suppressed. The situation in matter, however, is drastically different.

It is convenient to work in the ‘‘kinetic’’ basis wherein M_K^{vac} is diagonal. The effect of matter is fully encrypted in a modification of the squared mass matrix:

$$M_K^{mat} \equiv M_K^{vac} + U^\dagger \begin{pmatrix} A + B & 0 & 0 \\ 0 & B & 0 \\ 0 & 0 & B \end{pmatrix} U, \quad (7)$$

where, as is well known, B arises from flavour-universal forward-scattering neutral current interactions while A , given by Eq. (3), arises from the charged-current contribution specific to $\bar{\nu}_e e$ and $\nu_e e$ scattering.

To illustrate how matter effects lift the vacuum degeneracy between two mass eigenstates, we diagonalize M_K^{mat} to first order in A/m^2 , temporarily assumed to be small (the exact formulae, used in the numerical results, are presented in Appendix A). To order zero in this expansion there are two equal eigenvalues, so that we must follow the usual rules of degenerate perturbation theory. Write $M_K^{mat} = M^{[0]} + M^{[1]}$ with:

$$\begin{aligned} M^{[0]} &= \begin{pmatrix} 0 & 0 & 0 \\ 0 & m^2 + A s_{12}^2 & A c_{12} s_{12} s_{13} \\ 0 & A c_{12} s_{12} s_{13} & m^2 + A c_{12}^2 s_{13}^2 \end{pmatrix} \\ M^{[1]} &= \begin{pmatrix} A c_{12}^2 c_{13}^2 & A c_{12} c_{13} s_{12} & A c_{13} c_{12}^2 s_{13} \\ A c_{12} c_{13} s_{12} & 0 & 0 \\ A c_{13} c_{12}^2 s_{13} & 0 & 0 \end{pmatrix} \end{aligned} \quad (8)$$

where we have subtracted the common entry B , which plays no role in neutrino mixing. We must diagonalize $M^{[0]}$ exactly to lift the degeneracy in M^{vac} , then the second term can be consistently treated in perturbation theory.

To order A/m^2 , the flavour and kinetic mass matrices, M_F^{mat} and M_K^{mat} , are:

$$M_F^{mat} = U_{12}U_{13}U_{mat} M_K^{mat} U_{mat}^\dagger U_{13}^\dagger U_{12}^\dagger; \quad (9)$$

$$M_K^{mat} = \text{Diag} \left[A c_{12}^2 c_{13}^2; m^2; m^2 + A (s_{12}^2 + c_{12}^2 s_{13}^2) \right] \quad (10)$$

where

$$U_{mat} \equiv \begin{pmatrix} 1 & 0 & 0 \\ 0 & c_{23}^{mat} & s_{23}^{mat} \\ 0 & -s_{23}^{mat} & c_{23}^{mat} \end{pmatrix}, \quad (11)$$

and the sine of the mixing angle in matter is:

$$s_{23}^{mat} = s_{12} / \sqrt{s_{12}^2 + c_{12}^2 s_{13}^2}. \quad (12)$$

There are two important points to notice. First, instead of one mass difference as in vacuum, we have two:

$$\begin{aligned} \Delta m_{12}^2 &\sim m^2 \\ \Delta m_{23}^2 &= A (s_{12}^2 + c_{12}^2 s_{13}^2), \end{aligned} \quad (13)$$

one of $O(m^2)$, the other of $O(A)$, the matter-induced mass. Secondly, the matrix U_{mat} plays the same role as the mixing matrix U_{23} in the generic mixing scenario of three neutrinos. The effect of matter is simply to split the degenerate eigenvalues and induce the effective angle s_{23}^{mat} of Eq. (12). The crucial point is that this angle can be large even if s_{12} and s_{13} are small. To this order in A/m^2 , the condition for maximal mixing is $s_{13} = s_{12}/c_{12}$; in a parametrization-independent language, this is equivalent to the requirement that the mixing between the second and third eigenstates with the electron flavour state be the same: $U(e2) = U(e3)$.

2.2 Oscillation probabilities

For the Earth's electron density appearing in A , Eq. (3), it is a good approximation [11] to consider a piecewise-constant density profile: a negligible density for neutrinos traversing the atmosphere, $\rho_m = 5 \text{ g/cm}^3$ for the mantle, and $\rho_c = 11 \text{ g/cm}^3$ for a core of 3500 km radius. The matter-induced squared ‘‘mass’’ can then be expressed as $A = 2\sqrt{2}G_F E_\nu \langle n_e(c_\nu) \rangle$, where the electron density is averaged over the neutrino trajectory, and c_ν is the cosine of its zenith angle. The oscillation probabilities depend on the two mass differences of Eq. (13) and have the same form as the CP-conserving part of the general three-flavour vacuum-transition probabilities:

$$P_{\nu_{\alpha\beta}}(E_\nu, c_\nu) = -4 \sum_{k>j} \text{Re}[W_{\alpha\beta}^{jk}] \sin^2 \left(\frac{\Delta m_{jk}^2 L(c_\nu)}{4 E_\nu} \right), \quad (14)$$

with $W_{\alpha\beta}^{jk} \equiv [U_{\alpha j} U_{\beta j}^* U_{\alpha k}^* U_{\beta k}]$, and $U \equiv U_{12} U_{13} U_{mat}$. The distance $L(c_\nu)$ is:

$$L(c_\nu) = R_\otimes (\sqrt{(1 + l/R_\otimes)^2 - s_\nu^2} - c_\nu), \quad (15)$$

where R_\otimes is the radius of the Earth and $l \sim 15$ km is the typical height at which primary cosmic rays interact in the atmosphere.

Consider the $\nu_\mu \leftrightarrow \nu_\tau$ entry of Eqs. (14):

$$P_{\nu_\mu\nu_\tau}(E_\nu, c_\nu) = \sin^2(2\theta_{23}^{mat}) \sin^2\left(\frac{\Delta m_{23}^2 L(c_\nu)}{4E_\nu}\right) + O(s_{12}^2, s_{13}^2). \quad (16)$$

Even if s_{12} and s_{13} are small, $P_{\nu_\mu\nu_\tau}$ can be maximal, since $\theta_{23}^{mat} \simeq \pi/4$ for $s_{12} \simeq s_{13}$. In the limit $s_{12}, s_{13} \rightarrow 0$, $\Delta m_{23}^2 \rightarrow 0$ and the oscillation probability vanishes: there cannot be oscillations if all CKM angles are zero.

Large $\nu_\mu \rightarrow \nu_\tau$ oscillations take place for s_{12}, s_{13} small, but bounded from below by the condition $\Delta m_{23}^2 R_\otimes/E_\nu \sim O(1)$. For this parameter range one should still check the size of $\nu_e \rightarrow \nu_\mu, \nu_\tau$ transitions, which are not observed. This turns out not to be a problem for the atmospheric anomaly, because the ν_μ/ν_e flux ratio is close to 2, and in the region of maximal mixing and small vacuum angles $P(\nu_e \rightarrow \nu_\mu) \sim P(\nu_e \rightarrow \nu_\tau)$. Consequently, the number of disappearing ν_e can be compensated by the number of ν_μ s that oscillate into ν_e s [12]. But a large ν_e disappearance probability can lead to a violation of the stringent bounds imposed by the Chooz experiment [13] [14]. We shall see that Chooz, but not SK, disfavors our small angle scenario.

2.3 Relation to the conventional scenario

The degenerate-neutrino scenario involves only one vacuum mass difference in the description of terrestrial experiments. This is also the case in the scenarios considered in most previous analyses of atmospheric data, even with three families [5], but with a single dominant mass difference.

As it turns out, the degenerate scenario is exactly equivalent to the conventional one of [5] with $\bar{\Delta}m_{23}^2 = -m^2$ (in vacuum oscillations the sign of this difference would be unobservable). To see this equivalence explicitly, it suffices to consider their vacuum CKM matrix, which is written in the customary order $\bar{U} \equiv \bar{U}_{23}(\bar{s}_{23}) \bar{U}_{13}(\bar{s}_{13})$, and to obtain from it the matrix of Eq. (5) via the substitutions:

$$\begin{aligned} \bar{s}_{23}^2 &= \frac{s_{12}^2 c_{13}^2}{s_{12}^2 + s_{13}^2 c_{12}^2}, \\ \bar{s}_{13}^2 &= c_{12}^2 c_{13}^2. \end{aligned} \quad (17)$$

Note that small mixing angles in the degenerate parametrization may correspond to large mixings in the conventional one. In particular, a region of arbitrarily small mixing angles s_{12}^2, s_{13}^2 of our mass-degenerate scenario is mapped to a domain around the values $\bar{s}_{23}^2 \sim 1/2$ and $\bar{s}_{13}^2 \sim 1$ of the conventional parametrization. The most ‘‘natural’’ parametrizations are the ones in which the rotation matrices U_{ij} act on the mass eigenstates in order of decreasing degeneracy. The conventional parametrization, used in the Particle Data Book [4], is natural for the quark sector with its hierarchical mass splitting, but not necessarily for the lepton sector. The parametrization we use, Eq. (5), is natural for the partially-degenerate mass pattern that we are considering [15].

As we saw in the previous subsection, the presence of degenerate eigenstates in vacuum can lead to large transition probabilities in matter. The enhancement of transition probabilities in matter in the context of three-family mixing with two degenerate neutrinos has been discussed before in [16] and, in the context of the three-maximal mixing model, in [12]. The parametrization we use here clarifies the origin and generality of the effect.

3 Zenith angle and energy distribution of the SK events

The data of the SK collaboration, as well as their Monte Carlo expectations for the case in which there are no neutrino oscillations, are binned in the azimuthal angle of the observed electrons and muons, and in their energy (in the case of muons the level of containment within the detector also distinguishes different data samples). To reproduce these results one must convolute neutrino fluxes and survival probabilities with charged-current differential cross sections and implement various efficiencies and cuts. This being an elaborate procedure, in Appendix D we check our results by reproducing the no-oscillation Monte Carlo results of SK, as well as the neutrino “parent energy” spectrum: the azimuthally averaged neutrino flux weighted with the integrated neutrino cross section and with the efficiencies of the various data samples.

In the rest of this section we review how the data are binned, we specify our procedure, and we analyze the fits to the conventional oscillation scenario, as well as to our mass-degenerate alternative.

3.1 The data samples

The SK collaboration chooses to bin the observed charged-lepton energies in a few samples. The electron candidates are subdivided into sub-GeV (sgev) and multi-GeV (mgev). The muon candidates are distinguished as sgev and mgev, partially and fully contained (PC, FC), and through-going (thru). To set apart these categories, we introduce selection functions $\text{Th}_{s,l}(E_l, c_l)$, with $s = \text{sgev}, \text{mgev}$ and $l = e, \mu$, that depend on the energy, E_l , and on the cosine, c_l , of the azimuthal angle of the outgoing lepton ($c_l = 1$ is vertically down-going). In computing the number of events, these selection functions will weight the product of neutrino flux and cross-section. For the sgev events,

$$\text{Th}_{\text{sgev},l}(E_l) \equiv \Theta[E_{\text{th},l} - E_l] \Theta[E_l - E_{\text{min},l}], \quad (18)$$

with $E_{\text{th},e(\mu)} = 1.33(1.4)$ GeV, $E_{\text{min},e(\mu)} = 100(200)$ MeV for $e(\mu)$ respectively. For the mgev electron events, $\text{Th}_{\text{mgev},e}(E_l) \equiv \Theta[E_l - E_{\text{th},e}]$.

For the mgev muons, we must distinguish between partially and fully contained events:

$$\begin{aligned} \text{Th}_{\text{mgev-PC},\mu}(E_\mu, c_\mu) &\equiv \Theta[E_\mu - E_{\text{th},\mu}] \text{PC}(E_\mu, c_\mu), \\ \text{Th}_{\text{mgev-FC},\mu}(E_\mu, c_\mu) &\equiv \Theta[E_\mu - E_{\text{th},\mu}] \text{FC}(E_\mu, c_\mu), \end{aligned} \quad (19)$$

where the functions $\text{FC}(E_\mu, c_\mu)$, $\text{PC}(E_\mu, c_\mu)$ measure the fraction of the total fiducial volume in which a neutrino interaction could produce a μ with energy E_μ and zenith direction c_μ that either stops before exiting the detector (FC) or escapes (PC). We have

explicitly constructed $\text{FC}(E_\mu, c_\mu)$ and $\text{PC}(E_\mu, c_\mu)$ using the shape and size of the detector and the μ range in water, $R_w(E_\mu)$, as a function of energy, and describe this in Appendix C.

We have also devised a through-going muon selection function $\text{Th}_{\text{thru},\mu}(E_\mu, c_\mu)$. The effective target mass of the rock surrounding SK depends on energy via the muon range in water and in rock, $R_r(E_\mu)$. The observed muon energy is required to be greater than $E'_{\text{min}} = 1.6$ GeV, implying that its trajectory must be longer than 7 m. The function $\text{Th}_{\text{thru},\mu}$ must account for the detector's effective area for such tracks, $A(E_\mu, c_\mu)$, which depends, via the muon range, on the muon energy as it enters the detector, and on its zenith angle. Furthermore, the selection function for through-going muons must take into account that their flux, as given by SK, is defined as the number of events divided by the effective area for a muon of energy E'_{min} [17]. All in all:

$$\text{Th}_{\text{thru},\mu}(E_\mu, c_\mu) \equiv [R_r(E_\mu) - R_r(E'_{\text{min}})] \frac{A(E_\mu, c_\mu)}{A(E'_{\text{min}}, c_\mu)}. \quad (20)$$

This effective area is given in Appendix C.

3.2 Number of events

Let $d\Phi_\nu(E_\nu, c_\nu)/dE_\nu dc_\nu$ and $d\bar{\Phi}_\nu(E_\nu, c_\nu)/dE_\nu dc_\nu$ be the atmospheric neutrino fluxes of $\nu = \nu_e, \nu_\mu$ and their antiparticles, with E_ν the neutrino energy and c_ν its zenith angle (we use the Bartol code [18] of atmospheric neutrino fluxes at the Kamiokande site). Let $d\sigma(E_\nu, E_l, c_\beta)/dE_l dc_\beta$ and $d\bar{\sigma}(E_\nu, E_l, c_\beta)/dE_l dc_\beta$ be the neutrino and antineutrino charged-current cross sections, which depend on E_ν , on the outgoing lepton energy E_l , and on the cosine of the scattering angle between the two particles, c_β . In Appendix B, we discuss in detail the cross sections used in our analysis. The zenith angle of the outgoing lepton c_l , which is the measured quantity, is a function of c_ν , c_β , and of the azimuthal angle, ϕ , of the outgoing lepton in the target rest frame.

Let $N_{s,l}^0(c)$, $N_{s,l}^{\text{osc}}(c)$ be the expected number of charged-current events in the sample s ($s = \text{sgev}, \text{mgev-pc}, \text{mgev-fc}, \text{thru}$) for $l = e, \mu$ and in the bin in zenith cosine with central value c , for the no-oscillation (0) and oscillation (osc) hypotheses. For the sgev and mgev samples, the theoretical prediction is given by:

$$N_{s,l}^{\text{osc}}(c) = K_{s,l} \int dE_\nu dc_\nu dE_l dc_\beta d\phi \text{Th}_s(E_l, c_l) (\Theta[c_l - c + \delta] - \Theta[c_l - c - \delta]) \sum_{\nu'=\nu_e, \nu_\mu} \left[\sigma(E_\nu, E_l, c_\beta) \frac{d\Phi_{\nu'}}{dE_\nu dc_\nu} P_{\nu'\nu}(E_\nu, c_\nu) + \bar{\sigma}(E_\nu, E_l, c_\beta) \frac{d\bar{\Phi}_{\nu'}}{dE_\nu dc_\nu} \bar{P}_{\nu'\nu}(E_\nu, c_\nu) \right] \quad (21)$$

for the oscillation hypothesis, with $P_{\nu'\nu}(E_\nu, c_\nu)$ and $\bar{P}_{\nu'\nu}(E_\nu, c_\nu)$ the oscillation probabilities from flavour ν' to flavour ν for neutrinos and antineutrinos respectively. To obtain N^0 , take $P_{\nu'\nu} = \bar{P}_{\nu'\nu} = \delta_{\nu'\nu}$. The Θ functions in Eq. (21) express the constraint that c_l be in the bin with central value c and width $2\delta = 0.4$, the binning used in SK for the sgev and mgev samples. Finally, $K_{s,l}$ are normalization constants, which ensure that the

total number of events in each sample is the same as in the SK Monte Carlo data for the non-oscillation hypothesis. By choosing these factors by hand, we skirt the question of efficiencies for electron or muon detection and for single- or multiple-ring events: all we need to assume is that they are roughly constant within a given data sample, which we believe to be the case. We neglect the cross-talk between different samples.

For the flux of through-going muons, we have:

$$\begin{aligned} \Phi_{\text{thru}}^{\text{osc}}(c) = & K_{\text{thru}} \int d\phi dc_\beta dE_\mu dc_\nu dE_\nu \text{Th}_{\text{thru},\mu}(E_\mu, c_\mu) (\Theta[c_\mu - c + \delta] - \Theta[c_\mu - c - \delta]) \\ & \sum_{\nu'=\nu_e, \nu_\mu} \left[\sigma(E_\nu, E_\mu, c_\beta) \frac{d\Phi_{\nu'}}{dE_\nu dc_\nu} P_{\nu'\nu_\mu}(E_\nu, c_\nu) + \bar{\sigma}(E_\nu, E_\mu, c_\beta) \frac{d\bar{\Phi}_{\nu'}}{dE_\nu dc_\nu} \bar{P}_{\nu'\nu_\mu}(E_\nu, c_\nu) \right] \end{aligned} \quad (22)$$

for the case with oscillations. The width of the zenith angle bins in this sample is $2\delta = 0.1$.

3.3 Results of the analysis of the SK data

We have performed a χ^2 analysis of the oscillation hypothesis in our mass-degenerate scenario, for both signs of m^2 , using the full 52 kiloton-year data sample gathered by the Super-Kamiokande collaboration in 848 days of exposure [19]. The case of negative m^2 is exactly equivalent to the conventional scenario considered in [7], as shown in Section 2. The measured quantities are the 30 zenith angle bins measured by SK in the five types of data samples. The choice of an error correlation matrix is non-trivial, as there are large theoretical uncertainties in the input neutrino flux, which induce large correlations between the errors in the different measured quantities. We have constructed the error correlation matrix in the same way as the authors of [7], to whom we refer for details. To gauge the incidence of these ‘‘systematic’’ errors on the results, we have also performed the analysis with only statistical uncertainties.

In Fig. 1 we show, in the plane s_{12} – s_{13} and for several positive values of m^2 , the contour lines delimiting the allowed regions at 68.5 and 99% confidence. In Fig. 2 the same information is displayed for negative m^2 . The region of maximal mixing in the conventional parametrization corresponds to values $s_{12} \sim 1$ and $s_{13} \sim 1/\sqrt{2}$ of our parametrization. This region is favoured for the smaller allowed values of m^2 : the top two rows of Fig. 1. At the larger values of m^2 , however, the contours extend largely to a region with significantly smaller vacuum angles, the oscillation probabilities being enhanced by matter effects. We draw for comparison the line corresponding to maximal mixing in the perturbative approximation of Eq. (12), valid for the larger m^2 values. The allowed regions at small angles are close to this line, as expected. At values of m^2 smaller than those shown in the figure, the allowed regions shrink around the conventional maximal-mixing solution.

The minimum χ^2 is obtained for $|m^2| \sim 3.5 \times 10^{-3} \text{ eV}^2$, independently of whether the errors are taken to be purely statistical, or estimates of flux uncertainties are also included. This result is in good agreement with that found by the SK collaboration in a two-family mixing context. We do not find such an agreement on the optimized mixing angles. The best-fit angles in our parametrization are $s_{12}^2 \sim 0.42$ (0.45) and $s_{13}^2 \sim 0.31$ (0.33) for positive (negative) m^2 , which in the conventional parametrization

correspond to $\bar{s}_{23}^2 = 0.48$ (0.48) and $\bar{s}_{13}^2 = 0.4$ (0.37), not so far from the so-called trimaximal mixing model ($s_{12}^2 = 1/2$, $s_{13}^2 = 1/3$) [12]. The Chooz data, however, disfavour these relatively large- m^2 and small-angle solutions.

4 Chooz Constraints

The reactor experiment Chooz provides tight upper limits on the $\bar{\nu}_e$ disappearance probability in a domain with $\Delta m^2 \geq 10^{-3}$ eV² [13][14]. This entails very strong strictures on $P_{\bar{\nu}_e \bar{\nu}_\mu}$ and $P_{\bar{\nu}_e \bar{\nu}_\tau}$ at atmospheric distances.

We have constrained our analysis of atmospheric data to comply with the Chooz results on the ratio R of observed e^+ events to the number expected in the absence of oscillations:

$$R = \frac{\int dE_\nu \Phi(E_\nu) \sigma(E_\nu) P_{\bar{\nu}_e \bar{\nu}_e}(E_\nu)}{\int dE_\nu \Phi(E_\nu) \sigma(E_\nu)}, \quad (23)$$

where $\Phi(E_\nu)$ is the spectrum of neutrinos, obtained by combining, in the appropriate proportions [14], the decay spectra of the different isotopes in the Chooz reactors [20]. In writing Eq. (23) we have approximated the efficiency as a constant, for lack of better information. The cross section, $\sigma(E_\nu)$, including the threshold effects, has been obtained from [21]. For the transition probabilities we can use Eq. (6), since matter effects are completely negligible.

The results of this combined SK–Chooz analysis are shown in Fig. 3 for positive m^2 . The results for negative m^2 shown in Fig. 4 are very similar. Clearly the Chooz data favour the conventional maximal-mixing solution as the only acceptable one.

In Fig. 5, we show the minimum χ^2 as a function of mass, for positive m^2 . On the left we include theoretical flux errors as in [7], while on the right only statistical uncertainties are taken into account. Reassuringly, the theoretical errors have a small incidence on the results. In Fig. 6, we show the results for negative m^2 . For both signs of the mass difference, the minimum of the χ^2 occurs at $|m^2| = 2\text{--}2.5 \times 10^{-3}$ eV², which is slightly smaller than the value obtained in the combined analysis of [7] ($|m^2| \sim 2.8 \times 10^{-3}$ eV²). Concerning the mixing amplitudes, we find as the best fit for the important [22] [15] angle $\bar{\theta}_{13}$ –in the conventional parametrization– at $\bar{\theta}_{13} = 6^\circ$, to be compared to 8° found in [7]. However, the χ^2 curve is flat enough for $\bar{\theta}_{13} = 0$ to be perfectly compatible with the data.

In Figs. 7 and 8 we show the impressive agreement between the SK zenith angle distributions and our best-fit oscillation hypothesis, obtained including the Chooz constraint.

Incidentally, for the trimaximal mixing model we get $\chi^2 = 42$ (44) (for 30 degrees of freedom: 31 data minus one free parameter m^2) for positive (negative) m^2 at $|m^2| = 10^{-3}$ eV², a mass value for which the Chooz constraint is inoperative. The χ^2 rises rapidly for larger $|m^2|$. The probability that this model is correct is below 10%.

5 Conclusions

The neutrino squared mass difference used to explain the atmospheric neutrino anomaly in terms of oscillations is of the same order of magnitude as that induced by Earth matter effects, for a typical atmospheric neutrino energy. Triggered by this coincidence, we set out to study –in a scheme with three neutrinos and in minute detail– whether or not the large depletion of muon neutrinos observed by SK could be due, not to *ab initio* large mixing angles, but to matter-enhanced smaller-angle mixings. Our suspicion turned out to be correct: the SK data can be very satisfactorily explained with mixing angles that are far from maximal. But the constraints from Chooz on the survival of electron antineutrinos disfavour our non-maximal solution. The conclusion that vacuum $\nu_\mu \leftrightarrow \nu_\tau$ neutrino transition probabilities are nearly maximal may be surprising, but it is here to stay.

Acknowledgements

We have had useful conversations with A. Donini, J. Ellis, F. Feruglio, G.L. Fogli, J. Gómez-Cadenas, M.C. Gonzalez-García, Y. Hayato, E. Lisi, M. Lusignoli, S. Rigolin and O. Yasuda. We are indebted to the Bartol and Honda groups for providing us with their atmospheric neutrino fluxes. We warmly thank K. Scholberg for many illuminating discussions on the SK data and its interpretation. After the completion of this work, E. Lisi kindly pointed out to us the references [16], where matter effects in three-family mixing were previously discussed, and O. Peres kindly pointed out a missprint in eq. (8). The work of M.B.G. was also partially supported by CICYT project AEN/97/1678.

Appendix A: Oscillation parameters

The exact diagonalization of the mixing matrix in Eq. (7) results in the effective eigen-mass differences:

$$\begin{aligned}\Delta m_{12}^2 &= \frac{1}{2} \left(m^2 - A + \sqrt{(m^2 + A)^2 - 4 A m^2 c_{13}^2 c_{12}^2} \right), \\ \Delta m_{23}^2 &= \frac{1}{2} \left(-m^2 + A + \sqrt{(m^2 + A)^2 - 4 A m^2 c_{13}^2 c_{12}^2} \right),\end{aligned}\quad (24)$$

and in a mixing matrix:

$$U_{mat} = \begin{pmatrix} -(c_{12}c_{13} - a_+)/b_+ & 0 & (c_{12}c_{13} - a_-)/b_- \\ -s_{12}/b_+ & s_{13}c_{12}/\sqrt{s_{12}^2 + s_{13}^2 c_{12}^2} & s_{12}/b_- \\ -s_{13}c_{12}/b_+ & -s_{12}/\sqrt{s_{12}^2 + s_{13}^2 c_{12}^2} & s_{13}c_{12}/b_- \end{pmatrix}, \quad (25)$$

where

$$\begin{aligned}a_\pm &\equiv \left(A + m^2 \pm \sqrt{(m^2 + A)^2 - 4 A m^2 c_{13}^2 c_{12}^2} \right) / (2 A c_{12} c_{13}), \\ b_\pm &\equiv \sqrt{1 + a_\pm^2 - 2 a_\pm c_{13} c_{12}}.\end{aligned}\quad (26)$$

Appendix B: Neutrino cross sections

The proper treatment of neutrino cross sections in water and rock, at energies ranging from 100 MeV to hundreds of GeV, is an arduous art. We do not attempt an elegant and complete analysis. Instead, we use a treatment that –notwithstanding its oversimplifications– is capable of reproducing to an adequate level the observed total cross sections and scattering angle distributions, which are the ingredients needed for the data analysis.

We simplify the neutrino cross sections in water by considering only oxygen as a target, an isoscalar nucleus for which we ignore shadowing, but not Fermi-motion effects, which we treat as in [23]. We also neglect the muon mass. As the SK experimenters do, we build a cross section out of three dominant contributions: quasi-elastic ($\nu_l \mathcal{N} \rightarrow l \mathcal{N}'$), resonant one-pion production, and “deep” inelastic. In so doing we ignore the small contribution of the “diffractive” domain of relatively high energy, low Q^2 .

For the quasi-elastic cross section we use the standard expression reviewed in [23], with $M_A = 1.0$ GeV for the mass describing the axial form factor. For one-pion production we use Eq. (22) of [24] for the excitation of the $N^*(1236)$ resonance of spin and isospin $3/2$. We assume that these contributions saturate the cross section for an invariant mass of the final hadrons $W \leq 1.4$ GeV. Above that value we use a deep-inelastic cross section with an exact Callan-Treiman constraint $F_2 = 2xF_1$. For the structure functions F_2 and F_3 we use the compilation of [25]. As an excuse to extend this deep inelastic cross section to values of Q^2 as low as 0.4 GeV², we use ξ -scaling. This is known to deal correctly with the higher-twist target-mass corrections [26] and to interpolate the resonant contributions in the sense of local duality [27]. Alas, the structure functions are not extracted from the data using ξ -scaling. But the authors of [28] have shown that, at least in the case of electroproduction, a blind a posteriori use of ξ -scaling improves the fit to the lower Q^2 data (their prescription consists in using the Bjorken-scaling cross-section expressions [4] and the structure functions extracted at higher Q^2 , with the simple and not fully consistent a posteriori substitution $x \rightarrow \xi$ in the argument of the structure functions).

In Fig. 9, we plot $\sigma_{\text{TOT}}(E_\nu)$ as a function of E_ν for neutrinos and antineutrinos. The curves are a bit below the available data at low energies, no doubt reflecting the absence of a calculated diffractive contribution. The SK collaborators, as well as many other authors, extend the structure functions down to $Q^2 = 0$, thereby obtaining a slightly better “fit” to the σ_{TOT} data. Rather than indulging in this inconsistent use of the deep inelastic structure functions, we have checked that our results on neutrino-mixing parameters are insensitive to this kind of variations of the input.

An important quantity in the zenith angle analysis is the average scattering angle between the lepton and the parent neutrino. In Fig. 10, we show the average angle for quasi-elastic events as a function of the lepton energy. This curve is in perfect agreement with that obtained by the SK collaboration [29, 30].

Appendix C: Geometrical acceptances

The SuperKamiokande detector is a cylinder of height $H = 36.2$ m and radius $R = 16.9$ m, of fiducial volume $V = \pi (R - 2 \text{ m})(H - 4 \text{ m})$. Let a point within the detector be

labelled by y , the height from the bottom plane; z , the distance from the axis; and x , a third cartesian coordinate. Let $d(x, y, z)$ be the minimum distance from a point in the detector to its wall, let s_μ, c_μ, t_μ be the sine, cosine and tangent of the muon's azimuthal angle and let $E_{min} = 0.7$ GeV be the energy of a muon giving a 2.6 m track in water.

We find:

$$\begin{aligned} \text{FC}(E_\mu, c_\mu) = & \frac{2}{V} \int_0^R dz \int_0^{2\sqrt{R^2-z^2}} dx \int_0^H dy \Theta[d(x, y, z) - 2 \text{ m}] \\ & \left\{ \Theta \left[2\sqrt{R^2 - z^2} - x - y |t_\mu| \right] \Theta [y - R_w(E_\mu) |c_\mu|] \right. \\ & \left. + \Theta \left[2\sqrt{R^2 - z^2} - x - R_w(E_\mu) |s_\mu| \right] \Theta [y |t_\mu| + x - 2\sqrt{R^2 - z^2}] \right\} \end{aligned} \quad (27)$$

$$\begin{aligned} \text{PC}(E_\mu, c_\mu) = & \frac{2}{V} \Theta[R_w(E_\mu) - R_w(E_{min})] \int_0^R dz \int_0^{2\sqrt{R^2-z^2}} dx \int_0^H dy \\ & \Theta[d(x, y, z) - 2 \text{ m}] \left\{ \Theta \left[2\sqrt{R^2 - z^2} - x - y |t_\mu| \right] \Theta [R_w(E_\mu) |c_\mu| - y] \right. \\ & \left. + \Theta \left[R_w(E_\mu) |s_\mu| - 2\sqrt{R^2 - z^2} + x \right] \Theta [y |t_\mu| + x - 2\sqrt{R^2 - z^2}] \right\} \end{aligned} \quad (28)$$

where the range of muons in water that we use, $R_w(E_\mu)$, can be obtained from the expressions in [4].

A muon produced with energy E_μ , after travelling a distance l in rock material, has an energy $E'_\mu = R_r^{-1}[R_r(E_\mu) - l]$; its remaining range in water is $l_w(E_\mu, l) = R_w(E'_\mu)$. The effective area for through-going muons of Eq. (20) is then given by

$$\begin{aligned} \text{A}(E_\mu, c_\mu) = & \frac{2}{R_r(E_\mu) - R_r(E'_{min})} \int_0^{R_r(E_\mu) - R_r(E'_{min})} dl \int_0^R dz \\ & \left\{ |s_\mu| \int_0^H dy \Theta \left[l_w(E_\mu, l) - \text{Min} \left(\frac{2\sqrt{R^2 - z^2}}{|s_\mu|}, \frac{[H - y]}{|c_\mu|} \right) \right] \right. \\ & \quad \left. \Theta \left[\text{Min} \left(\frac{2\sqrt{R^2 - z^2}}{|s_\mu|}, \frac{[H - y]}{|c_\mu|} \right) - 7 \text{ m} \right] \right. \\ & + |c_\mu| \int_0^{2\sqrt{R^2-z^2}} dx \Theta \left[l_w(E_\mu, l) - \text{Min} \left(\frac{2\sqrt{R^2 - z^2} - x}{|s_\mu|}, \frac{H}{|c_\mu|} \right) \right] \\ & \quad \left. \Theta \left[\text{Min} \left(\frac{2\sqrt{R^2 - z^2} - x}{|s_\mu|}, \frac{H}{|c_\mu|} \right) - 7 \text{ m} \right] \right\}, \end{aligned} \quad (29)$$

where for the range of muons in rock $R_r(E_\mu)$, we have used the results in [17].

All of the above expressions can be integrated explicitly, but the analytical results are not brief, or useful.

Appendix D: Comparison with the SK Monte Carlo

We have not included in this analysis any non-geometrical detection efficiencies, as discussed in Section 3. We have normalized the number of events in each data sample to the corresponding number in the SK Monte Carlo for the non-oscillation hypothesis. This is tantamount to the use of an efficiency function which is not a function of energy within each sample. A non-trivial check that this is indeed a sensible approximation is to compare the parent neutrino energy distributions in the different data samples with those worked out by the SK team. These distributions are defined as the azimuthally averaged neutrino flux weighted with the integrated neutrino cross section and with the selection function for the various sgev and mgev data samples:

$$P_{s,l}(E_\nu) \propto \int dc_\nu dE_l dc_\beta d\phi \text{Th}_{s,l}(E_l, c_l) \left[\sigma(E_\nu, E_l, c_\beta) \frac{d\Phi_\nu}{dE_\nu dc_\nu} + \bar{\sigma}(E_\nu, E_l, c_\beta) \frac{d\bar{\Phi}_\nu}{dE_\nu dc_\nu} \right].$$

All of the symbols in this expression have already been defined. Our results, shown in Figs. 11 and 12, are in good agreement with those obtained by SK [31].

In Figs. 13 and 14 we compare the zenith angle dependence obtained in our calculation for the non-oscillation hypothesis with the predictions of the SK Monte Carlo [30]. The agreement is again rather good.

References

- [1] Y. Fukuda *et al.*, Phys. Lett. **B433** (1998) 9, Phys. Rev. Lett. **81** (1998) 1562 and **82** (1999) 2644, Phys. Lett. **B467** (1999) 185; T. Kagita, in Proceedings of the XVIIIth International Conference on Neutrino Physics and Astrophysics, Takayama, Japan (June 1998).
- [2] B. Pontecorvo, Sov. Phys. JETP **26** (1968) 984.
- [3] R. Davis *et al.*, Phys. Rev. Lett. **20** (1968) 1205; B. T. Cleveland *et al.*, Ap. J. **496** (1998) 505; T. Kirsten, XVIII Conference on Neutrino Physics and Astrophysics, Takayama (Japan) 4-9 June 1998; SAGE Collaboration, Dzh. N. Abdurashistov *et al.*, Nuc. Phys. Proc. Suppl. **77** (1999) 20; Kamiokande Collaboration, Y. Fukuda *et al.*, Phys. Rev. Lett. **77** (1996) 1683; Super-Kamiokande Collaboration, Y. Fukuda *et al.*, Phys. Rev. Lett. **82** (1999) 1810; M. Smy, Super-Kamiokande Collaboration, hep-ex/9903034.
- [4] Particle Data Book, Eur. Phys. J. **C3** (1998).
- [5] O. Yasuda, Phys. Rev. **D58** (1998) 091301; C. Giunti, C.W. Kim and M. Monteno, Nucl. Phys. **B521** (1998) 3; G.L. Fogli *et al.*, Phys. Rev. **D59** (1999) 033001 and hep-ph/9904465. R. Barbieri *et al.*, JHEP 9812 (1998) 017; V. Barger and K. Whisnant, Phys. Rev. **D59** (1999) 093007.
- [6] Q. Y. Liu and A. Yu. Smirnov, Nucl. Phys. **B524** (1998) 505 ; V. Barger, K. Whisnant and T. Weiler, Phys. Lett. **B427** (1998) 97; S. C. Gibbons, R. N. Mohapatra, S. Nandi and A. Raychaudhuri, Phys. Lett. **B430** (1998) 296; M.C. Gonzalez-Garcia, *et al.*, Nucl. Phys. **B543** (1999) 3; D. Dooling, *et al.*, hep-ph/9908513.
- [7] G.L. Fogli *et al.*, Phys. Rev. **D59** (1999) 033001 and hep-ph/9904465.
- [8] N. Hata and P. Langacker, Phys. Rev. **D56** (1997) 6107; J.N. Bahcall, P.I. Krastev and A.Yu. Smirnov, Phys. Rev. **D58** (1998) 096016 and hep-ph/9905220; R. Barbieri *et al.*, JHEP 9812 (1998) 017. P.C. de Holanda *et al.*, hep-ph/9903473; M.C. Gonzalez-Garcia *et al.*, hep-ph/9906469; G.L. Fogli *et al.*, hep-ph/9912231.
- [9] L. Wolfenstein, Phys. Rev. **D17** (1978) 2369; **D20** (1979) 2634; S.P. Mikheyev and A.Yu Smirnov, Sov. J. Nucl. Phys. **42** (1986) 913.
- [10] O. L. G. Peres and A. Y. Smirnov, Phys. Lett. **B456** (1999) 204; A. Strumia, JHEP 9904 (1999) 026.
- [11] PREM model by A.M. Diezowski and D.L. Anderson, Phys. Earth. Planet Inter. **25** (1981) 297.
- [12] R.N. Mohapatra and S. Nussinov, Phys. Lett. **B346** (1995) 75; P.F. Harrison *et al.*, Phys. Lett. **B349** (1995) 137, **B396** (1997) 186; C. Giunti *et al.*, Phys. Lett. **B352** (1995) 357; P.F. Harrison, D.H. Perkins and W.G. Scott, Phys. Lett. **B458** (1999) 79; R. Foot, R. R. Volkas and O. Yasuda, Phys. Lett. **B433** (1998) 82; G. L. Fogli *et al.*, hep-ph/9906450.

- [13] M. Apollonio *et al.*, Phys. Lett. **B420** (1998) 397 and hep-ex/9907037.
- [14] Y. Declais *et al.*, Phys. Lett. **B338** (1994) 383.
- [15] A. Donini *et al.*, hep-ph/9909254.
- [16] J. Pantaleone, Phys. Rev. **D49** (1994) 2152 and Phys. Rev. Lett. **81** (1998) 5060. C. Giunti, C.W. Kim and M. Monteno, Nucl. Phys. **B521** (1998) 3. G.L. Fogli, *et al.*, Phys. Lett. **B425** (1998) 341 and references therein. A. Y. Smirnov, hep-ph/9811296.
- [17] M. Takahata, Study of Neutrino Oscillation using Upward Through-Going Muons in Super-Kamiokande, PhD Thesis, Niigata University, March 1999.
- [18] V. Agrawal, T.K. Gaisser, P. Lipari and T. Stanev, Phys. Rev. **D53** (1996) 1334. We used the Fortran code provided by the authors.
- [19] We warmly thank K. Scholberg for providing us with the official SK data, also shown in various talks: see for instance [30].
- [20] A.A. Hahn *et al.*, Phys. Lett. **B218** (1989) 365., K. Schreckenbach *et al.*, Phys. Lett. **B160** (1985) 325. P. Vogel *et al.*, Phys. Rev. **C24** (1981) 1543.
- [21] P. Vogel and J.F. Beacom, hep-ph/9903554.
- [22] A. De Rújula, M.B. Gavela and P. Hernández, Nucl. Phys. **B547** (1999) 21.
- [23] C. H. Llewellyn Smith, Phys. Rep. **3C** (1972) 261.
- [24] J.S. Bell and C. Llewellyn Smith, Nucl. Phys. **B28** (1971) 317.
- [25] M. Glück, E. Reya and A. Vogt, Z. Phys. **C67** (1995) 433.
- [26] O. Nachtmann, Nucl. Phys. **B63** (1973) 237; A. De Rújula, H. Georgi and H.D.Politzer. Phys. Rev. **D10** (1974) 2041.
- [27] A. De Rújula, H. Georgi and H.D. Politzer, Ann. Phys. **103** (1977) 315.
- [28] A.D. Martin *et al.*, Eur. Phys. J. **C4** (1998) 364, hep-ph/9803445.
- [29] K. Okumura, Observation of Atmospheric Neutrinos in Super-Kamiokande and a Neutrino Oscillation Analysis, PhD Thesis, University of Tokyo, February 1999.
- [30] Y. Hayato, talk on Super-Kamiokande results at the Lyon workshop on the Neutrino Factory (NuFact99).
- [31] K. Scholberg, private communication.

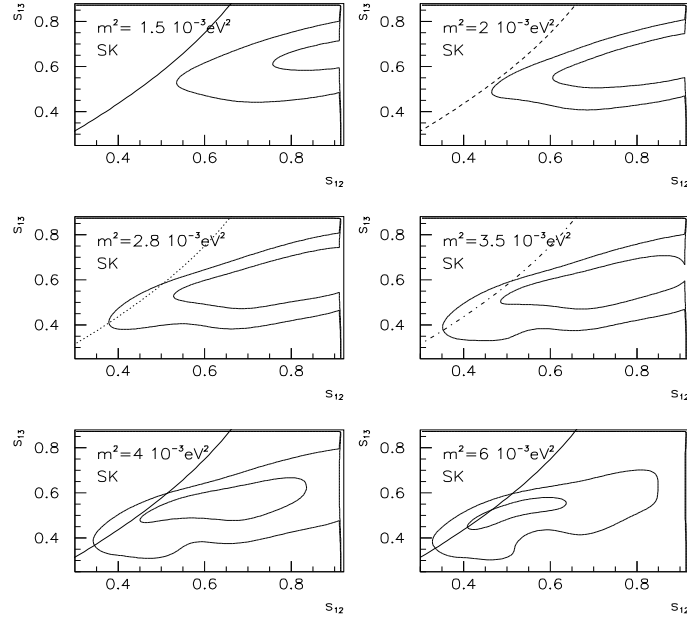


Figure 1: 68.5,99% CL intervals allowed by SK data alone, for different values of m^2 .

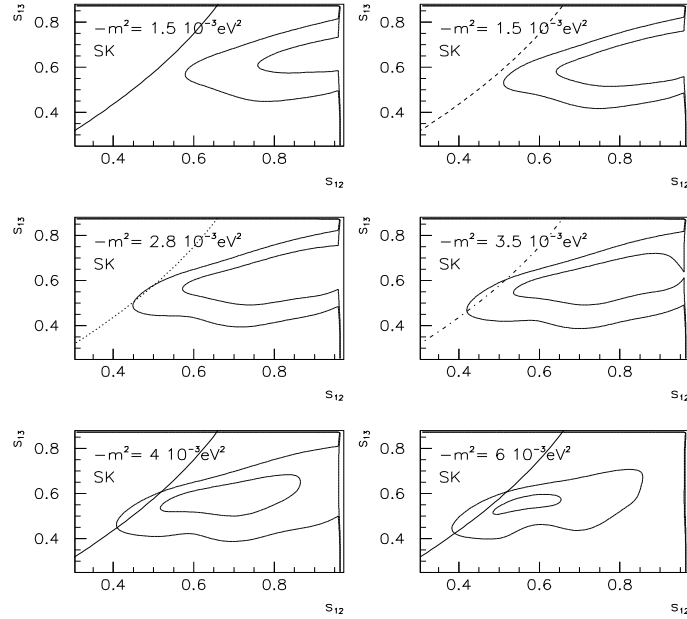


Figure 2: The same as Fig. 1, but for negative m^2 .

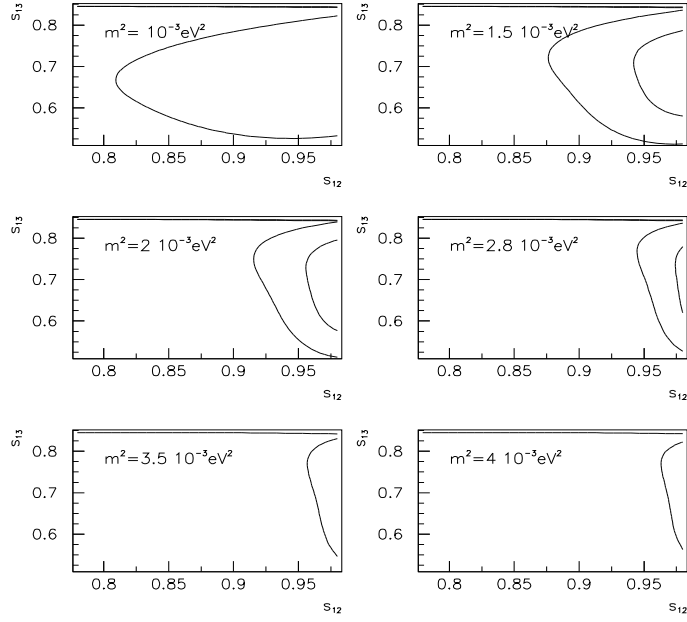


Figure 3: 68.5,99% CL intervals allowed by SK and Chooz data for different values of m^2 .

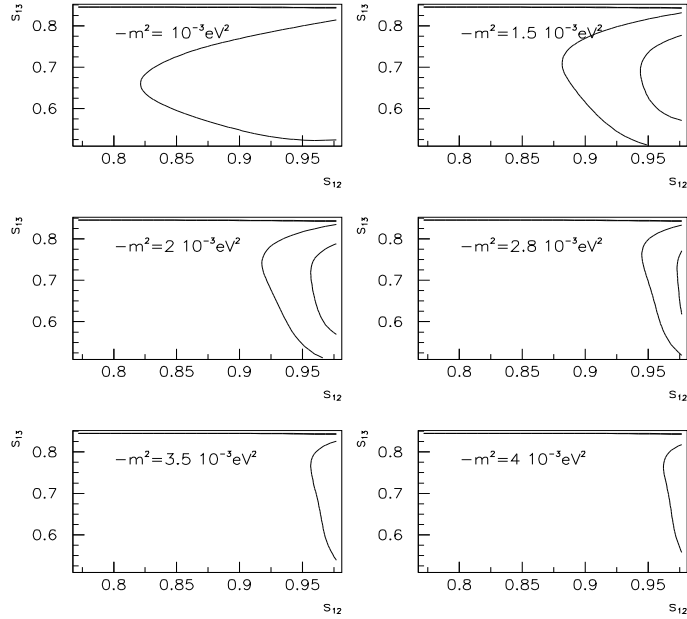


Figure 4: The same as Fig. 3 but for negative m^2 .

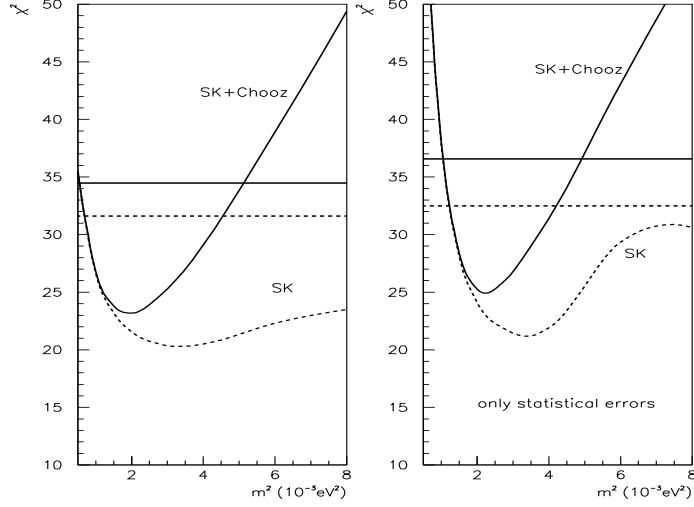


Figure 5: Minimum χ^2 as a function of m^2 . The solid line corresponds to SK+Chooz data, while the dashed line includes only SK data. The curves on the left plot include theoretical uncertainties as in [7], while the one on the right includes only statistical errors. The horizontal lines correspond to 99% CL intervals for three degrees of freedom.

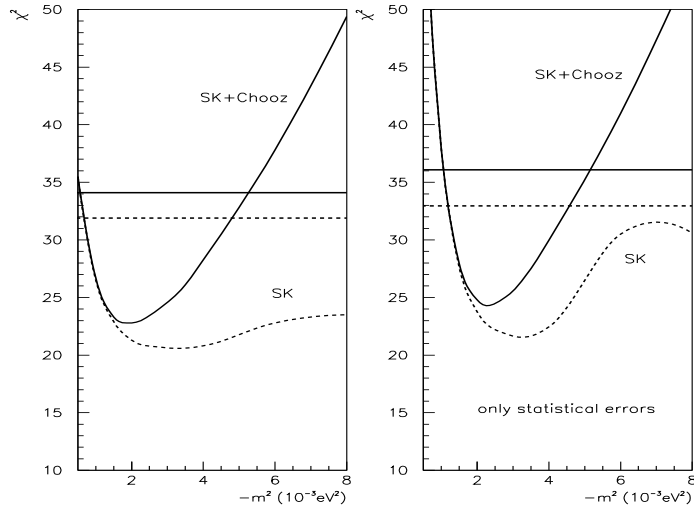


Figure 6: The same as Fig. 5 but for negative m^2 .

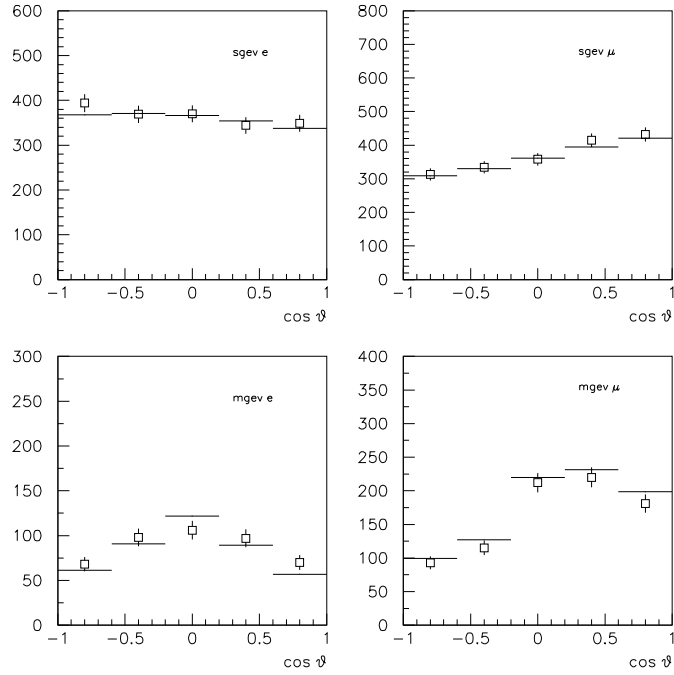


Figure 7: Zenith angle distributions of e and μ SuperKamiokande samples (squares) compared with the best-fit oscillation hypothesis: $m^2 = 2 \times 10^{-3} \text{ eV}^2$ and close to maximal mixing. The errors shown are only statistical.

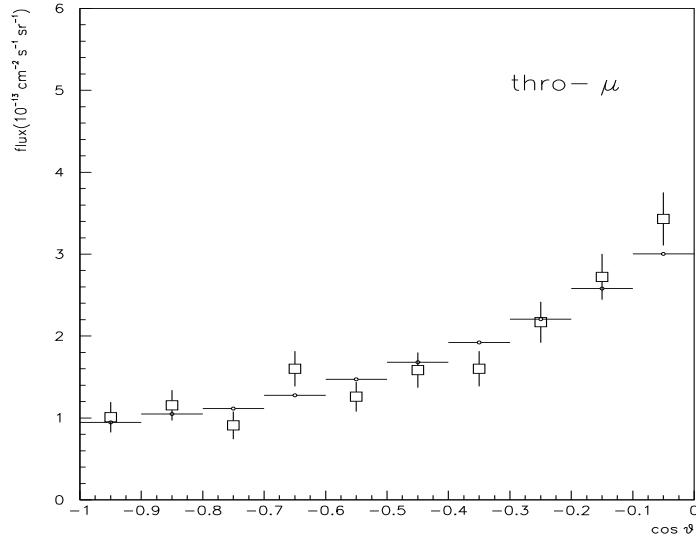


Figure 8: Zenith angle distribution of through-going muons (squares) compared with the best fit oscillation hypothesis: $m^2 = 2 \times 10^{-3} \text{ eV}^2$ and close to maximal mixing.

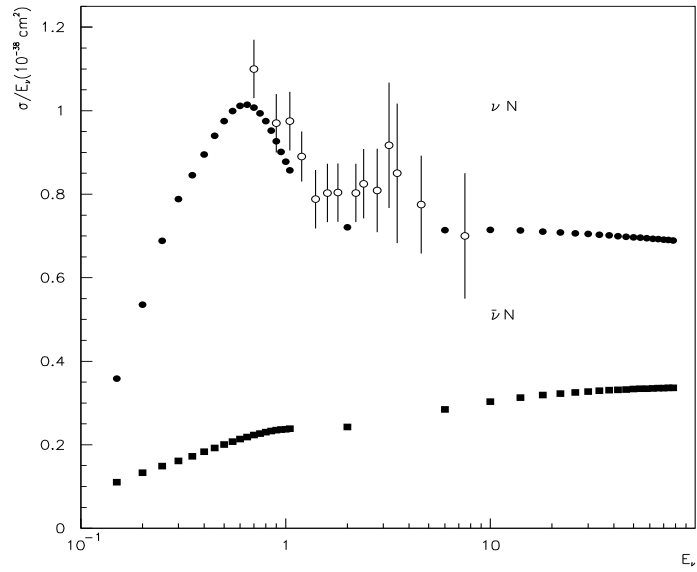


Figure 9: Total cross section over neutrino energy for ν and $\bar{\nu}$ charged-current scattering on an isoscalar target.

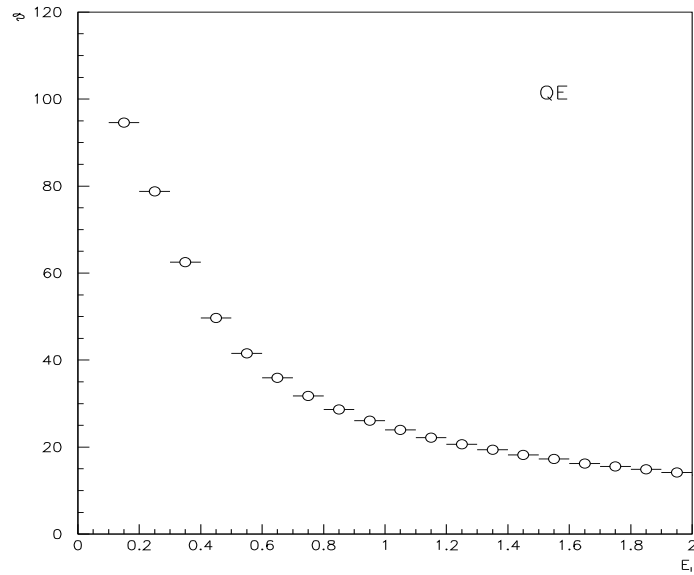


Figure 10: Average scattering angle between the parent neutrino and the lepton for quasi-elastic events.

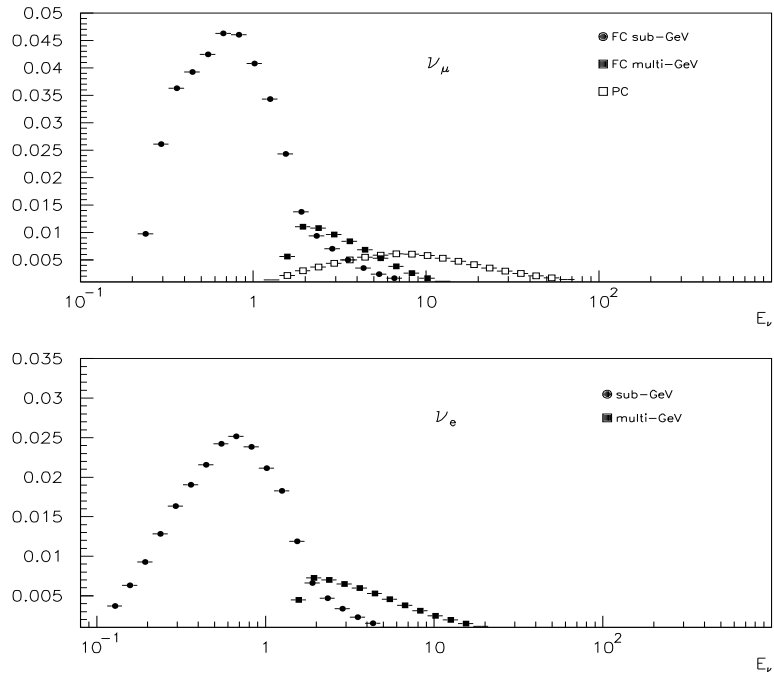


Figure 11: Parent ν energies for μ -like (sgev, FC-mgev, PC-mgev) and e -like (sgev and mgev) events.

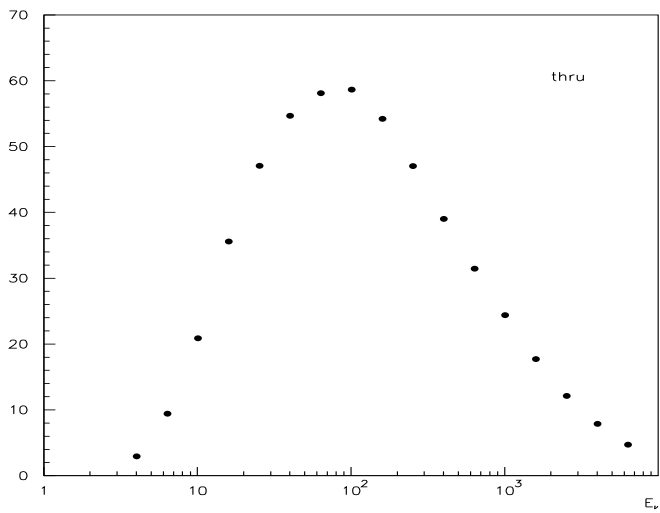


Figure 12: Parent ν energies for through-going muons.

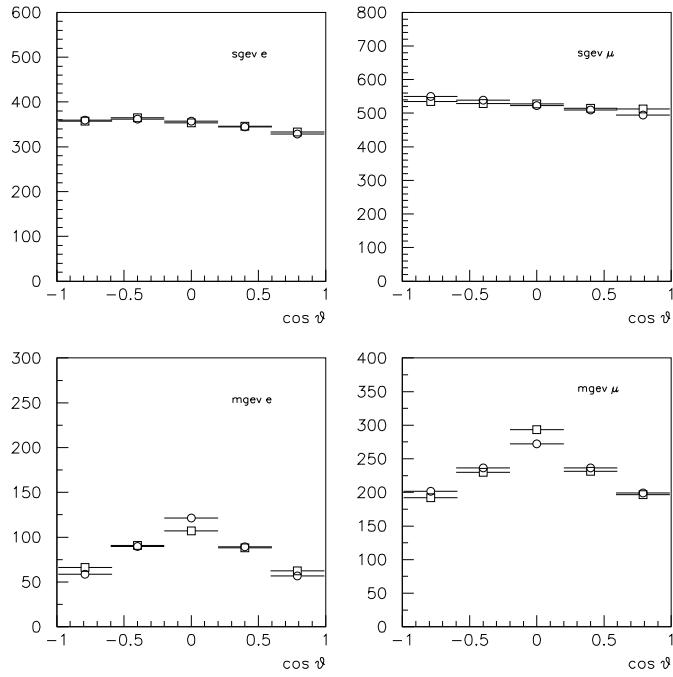


Figure 13: Zenith-angle distributions of e, μ sgev and mgev samples. The squares are the SK Monte Carlo results and the circles are our predictions, both for the no-oscillation hypothesis. The total areas under the curves are normalized to be the same.

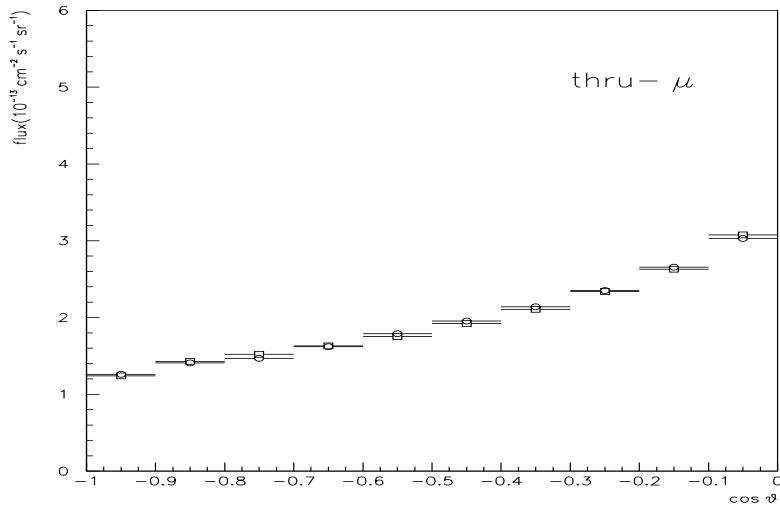


Figure 14: Zenith-angle distributions of through-going muons for the non-oscillation hypothesis. The squares are SK Monte Carlo results and the circles are our predictions.