

Bounds on sterile neutrino mixing for cosmologically interesting mass range *

H. Nunokawa^a, J. T. Peltoniemi^b, A. Rossi^c and J.W.F.Valle^a

^aInstituto de Física Corpuscular - C.S.I.C., Departament de Física Teòrica, Universitat de València 46100 Burjassot, València, Spain

^bDepartment of Physics, Box 9, 00014 University of Helsinki, Finland

^cDept. de Física, Inst. Superior Tecnico, 1096 Lisbon Codex, Portugal

This talk summarizes our recent work which studied the impact of resonant $\nu_e \rightarrow \nu_s$ and $\bar{\nu}_e \rightarrow \bar{\nu}_s$ (ν_s is a *sterile* neutrino) conversions on supernova physics, under the assumption that the mass of the sterile state is in the few eV -cosmologically significant range.

1. Introduction

It has been discussed that the resonant conversion (MSW effect) [1] of electron neutrinos into some sterile state in the dense media of type-II supernova could lead to some nontrivial consequences [2-5]. We have reanalysed the impact of such conversion on supernova physics assuming the mass of the sterile state to be in the cosmologically significant range, i.e. 1-100 eV, the range relevant as dark matter component in the universe [6]

In what follows we will consider the system of ν_e and ν_s (and their anti-partners) with non-zero masses and mixings and neglect the mixing between other flavors. The mass spectrum of neutrinos with the sterile state, relevant for our discussion, could naturally appear in some models [7].

2. The active-sterile neutrino resonant conversion

The effective potential for the $\nu_e - \nu_s$ system is given by,

$$V_e = \frac{\sqrt{2}G_F\rho}{m_N}(Y_e - \frac{1}{2}Y_n) = \frac{\sqrt{2}G_F}{2m_N}\rho(3Y_e - 1), \quad (1)$$

where G_F is the Fermi constant, ρ is the matter density, m_N is the nucleon mass and Y_e and

$Y_n = 1 - Y_e$ are the net electron and neutron number per baryon, respectively. For anti-neutrino system V_e should be replaced by $-V_e$.

The resonance condition is given as

$$V_e = \frac{\delta m^2}{2E_\nu} \cos 2\theta, \quad (2)$$

where δm^2 is the mass squared difference, E_ν is the neutrino energy and θ is the mixing angle. We assume $\delta m^2 > 0$, i.e., the heavier state is mostly sterile state.

In general, in the region above the neutrinosphere the density decreases as r (the radial distance from the center) increases. On the other hand, the electron fraction Y_e takes minimum value nearby the neutrinosphere due to the efficient neutronization process and then Y_e increases as r increases.

In Fig. 1 (a) the behavior of the matter density ρ and the electron fraction Y_e above the neutrinosphere are schematically shown. In Fig. 1 (b) we plot the behavior of the potential which can be inferred from the behaviors of ρ and Y_e in (a).

From Fig. 1 (b) we notice that for $\delta m^2 > 0$ as neutrinos leave from the neutrinosphere to the outer region, first $\bar{\nu}_e$'s undergo resonant conversion and then ν_e 's are converted. The latter could undergo the transition twice if the values of $(\delta m^2/2E)\cos 2\theta$ is smaller than the maximum value of V_e (see Fig. 1(b)). In this work we appropriately take into account the double resonances for the $\nu_e \rightarrow \nu_s$ channel.

*Talk given by H. Nunokawa in Taup97, Gran Sasso, Italy, 7-11 September, 1997

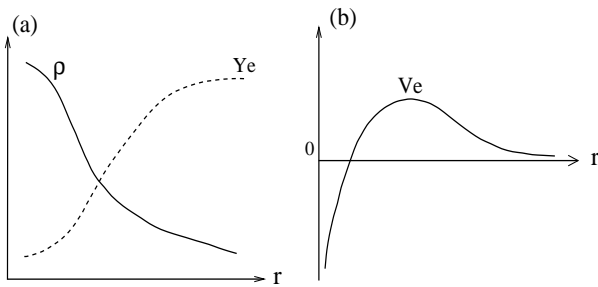


Figure 1. In (a) the behavior of the density ρ and Y_e above neutrinosphere are schematically plotted and in (b) the potential $V_e \propto \rho(3Y_e - 1)$ is plotted.

3. Impact of the conversion on supernova physics

In this section we discuss the effect of $\nu_e \rightarrow \nu_s$ and $\bar{\nu}_e \rightarrow \bar{\nu}_s$ conversions on shock re-heating, $\bar{\nu}_e$ signal and heavy elements nucleosynthesis using the ρ and Y_e profiles from Wilson's supernova model.

3.1. Shock re-heating

We first consider the neutrino-conversion effect on shock re-heating in the delayed explosion scenario [8]. We estimate the neutrino energy deposition rate at the stalled shock with and without conversion and take the ratio which is defined to be R . It is clear that disappearance of either ν_e or $\bar{\nu}_e$ due to the resonant conversion into the sterile states will reduce the rate R . In Fig. 2 we plot the iso-contour for different values of the ratio R in the parameter space $(\delta m^2, \sin^2 2\theta)$. We can conclude that if the neutrino re-heating is essential for successful supernova explosion the parameter region right to the curve, say $R = 0.5$, is disfavoured.

3.2. SN1987A $\bar{\nu}_e$ signal

Next we consider the impact on the observation of $\bar{\nu}_e$ signal on the earth. It is also clear that the resonant conversion of $\bar{\nu}_e \rightarrow \bar{\nu}_s$ could induce a reduction of $\bar{\nu}_e$ signal in the terrestrial detector. In Fig. 3 we present the contours of the $\bar{\nu}_e$ survival probability, properly averaged over the neutrino energy. We conclude that the successful observation of the $\bar{\nu}_e$ signal from supernova SN1987A in

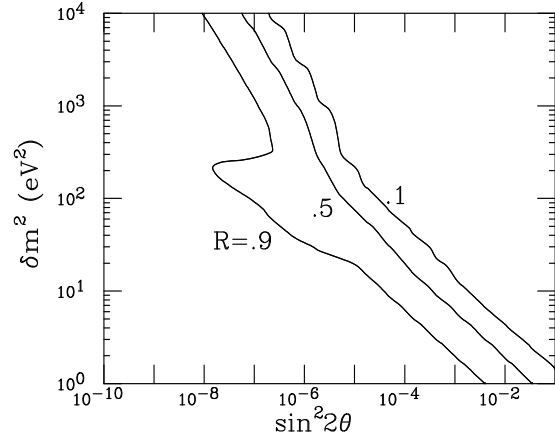


Figure 2. Contour plot of the ratio R of the neutrino energy deposition behind the shock wave in the presence of conversions into sterile neutrinos, versus the case without conversions.

Kamiokande and IMB detectors [10] implies the absence of significant conversion of $\bar{\nu}_e \rightarrow \bar{\nu}_s$, disfavours the parameter region right to the curve, say $P = 0.5$.

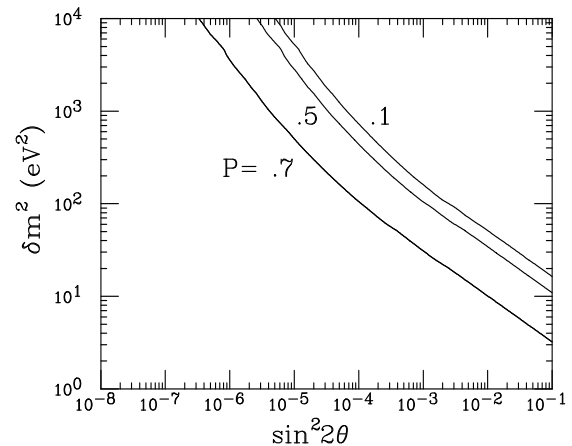


Figure 3. Contour plots of the survival probability P (figures at the curve) for the $\bar{\nu}_e \rightarrow \bar{\nu}_s$ conversion.

3.3. r-process

Finally we discuss the impact of the neutrino conversion on heavy elements nucleosynthesis, so called r -process in supernova [9]. As discussed in ref. [9] one of the most relevant physical param-

ter in the r -process is the electron fraction Y_e . To have successful r -process the site must be neutron rich, i.e. $Y_e < 0.5$. The Y_e value is mainly determined by the competition between the following two absorption reactions:



In the standard supernova model the latter process is favoured due to the higher average energy of $\bar{\nu}_e$ guaranteeing the neutron richness.

We expect that $\nu_e \rightarrow \nu_s$ ($\bar{\nu}_e \rightarrow \bar{\nu}_s$) conversion induce a decrease (increase) of Y_e due to the decrease of the first (second) neutrino-absorption reaction in eq. (3). The decrease of Y_e implies that the site becomes more neutron rich and the r -process could be enhanced [5] whereas the increase of Y_e induces the suppression of the r -process. Therefore, depending on which conversion channel is more efficient the r -process could either be enhanced or suppressed. In Fig. 4 we present the effect of neutrino conversion on the value of Y_e . In the region right to the curve $Y_e = 0.5$ the value of Y_e is larger than 0.5 and hence the r -process is suppressed. On the other hand, in the region delimited by the curve $Y_e = 0.4$ the value of Y_e could be decreased compared to the standard case, leading to the enhancement of r -process. We note that due to non-trivial “feedback” effect the value of Y_e is not expected to be smaller than $1/3$. See ref. [11] for more discussion.

4. Conclusion

We have studied the impact of the resonant conversion of electron neutrinos into sterile state whose mass is assumed to be in the cosmologically interesting range. We have derived bounds on neutrino parameters from the shock re-heating, SN1987A $\bar{\nu}_e$ signal as well as r -process and we also found some parameter region where r -process could be enhanced. More detailed discussion on this work is found in ref. [11].

REFERENCES

1. S. P. Mikheyev and A. Yu. Smirnov, Sov. J. Nucl. Phys. **42** (1986) 913; *Sov. Phys. Usp.* **30**

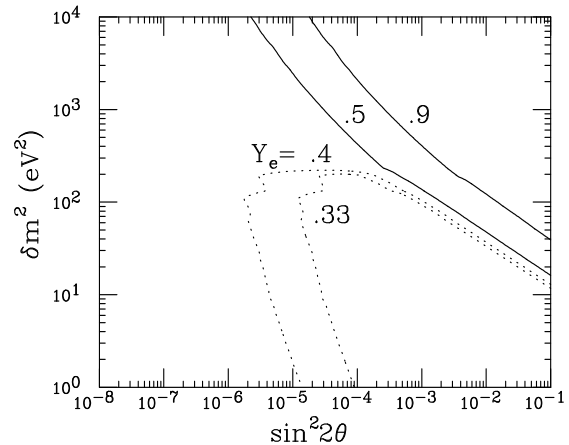


Figure 4. Contour plots for the electron concentration Y_e (figures at the curves) in the region relevant for r -process.

- (1987) 759; L. Wolfenstein, Phys. Rev **D17** (1978) 2369; *ibid* **D20** (1979) 2634.
2. S. P. Mikheyev and A. Yu. Smirnov, Sov. Phys, JETP, **64** (1986) 4; Prog. Part. Nucl. Phys. **23** (1989) 41.
3. G. Raffelt and G. Sigl, Astropart. Phys. **1** (1993) 165.
4. X. Shi and G. Sigl, Phys. Lett. **B323** (1994) 360.
5. J. T. Peltoniemi, Proc. Third Tallinn Symposium on Neutrino Physics, Ed. I. Ots, J. Lõhmus, P. Helde and L. Paldi (Tartu, 1995) p. 103; hep-ph/9511323; hep-ph/9506228.
6. See for e.g., E. W. Kolb and M. S. Turner, *The Early Universe* (Addison-Wesley, 1990).
7. J. T. Peltoniemi, D. Tommasini and J. W. F. Valle, Phys. Lett. **B298** (1993) 383.
8. J. R. Wilson, *Numerical Astrophysics* ed. J. M. Centrella, J. M. Leblanc and R. L. Bowers (Boston, Jones and Bartlett), p.422 (1983).
9. Y.-Z. Qian *et al.*, Phys. Rev. Lett. **71** (1993) 1965.
10. K. Hirata *et al.*, Phys. Rev. Lett. **58** (1987) 1490; R. Bionta *et al.*, Phys. Rev. Lett. **58** (1987) 1494.
11. H. Nunokawa, J. T. Peltoniemi, A. Rossi and J.W.F.Valle, Phys. Rev. **D56** (1997) 1704.