

**Production properties of $K^*(892)^\pm$
vector mesons and their spin alignment
as measured in the NOMAD experiment**

NOMAD Collaboration

A. Chukanov^{f,*}, D. Naumov^f, B. Popov^{f,n}, P. Astierⁿ,
D. Autiero^h, A. Baldisseri^r, M. Baldo-Ceolin^m, M. Bannerⁿ,
G. Bassompierre^a, K. Benslamaⁱ, N. Besson^r, I. Bird^{h,i},
B. Blumenfeld^b, F. Bobisut^m, J. Bouchez^r, S. Boyd^t,
A. Bueno^{c,x}, S. Bunyatov^f, L. Camilleri^h, A. Cardini^j,
P.W. Cattaneo^o, V. Cavasinni^p, A. Cervera-Villanueva^{h,v},
R. Challis^k, G. Collazuol^m, G. Conforto^{h,u,1}, C. Conta^o,
M. Contalbrigo^m, R. Cousins^j, D. Daniels^c, H. Degaudenziⁱ,
T. Del Prete^p, A. De Santo^{h,p}, T. Dignan^c, L. Di Lella^{h,2},
E. do Couto e Silva^h, J. Dumarchezⁿ, M. Ellis^t,
G.J. Feldman^c, R. Ferrari^o, D. Ferrère^h, V. Flaminio^p,
M. Fraternali^o, J.-M. Gaillard^a, E. Gangler^{h,n}, A. Geiser^{e,h},
D. Geppert^e, D. Gibin^m, S. Gninenko^{h,l}, A. Godley^s,
J.-J. Gomez-Cadenas^{h,v}, J. Gosset^r, C. Gößling^e,
M. Gouanère^a, A. Grant^h, G. Graziani^g, A. Guglielmi^m,
C. Hagner^r, J. Hernando^v, D. Hubbard^c, P. Hurst^c, N. Hyett^k,
E. Iacopini^g, C. Josephⁱ, F. Jugetⁱ, N. Kent^k, M. Kirsanov^l,
O. Klimov^f, J. Kokkonen^h, A. Kovzelev^{l,o}, A. Krasnoperov^{a,f},
S. Lacaprara^m, C. Lachaudⁿ, B. Lakić^w, A. Lanza^o,
L. La Rotonda^d, M. Laveder^m, A. Letessier-Selvonⁿ,
J.-M. Levyⁿ, L. Linssen^h, A. Ljubičić^w, J. Long^b, A. Lupi^g,
V. Lyubushkin^f, A. Marchionni^g, F. Martelli^u, X. Méchain^r,
J.-P. Mendiburu^a, J.-P. Meyer^r, M. Mezzetto^m, S.R. Mishra^{c,s},
G.F. Moorhead^k, P. Nédélec^a, Yu. Nefedov^f, C. Nguyen-Mauⁱ,
D. Orestano^q, F. Pastore^q, L.S. Peak^t, E. Pennacchio^u,
H. Pessard^a, R. Petti^{h,o}, A. Placci^h, G. Polesello^o,
D. Pollmann^e, A. Polyarush^l, C. Poulsen^k, L. Rebuffi^m,

R. Renò^p, J. Rico^x, P. Riemann^e, C. Roda^{h,p}, A. Rubbia^{h,x},
 F. Salvatore^o, O. Samoylov^f, K. Schahmanecheⁿ,
 B. Schmidt^{e,h}, T. Schmidt^e, A. Sconza^m, M. Seviator^k,
 D. Sillou^a, F.J.P. Soler^{h,t}, G. Sozziⁱ, D. Steele^{b,i}, U. Stiegler^h,
 M. Stipčević^w, Th. Stolarczyk^r, M. Tareb-Reyesⁱ,
 G.N. Taylor^k, V. Tereshchenko^f, A. Toropin^l,
 A.-M. Touchardⁿ, S.N. Tovey^{h,k}, M.-T. Tranⁱ, E. Tsesmelis^h,
 J. Ulrichs^t, L. Vacavantⁱ, M. Valdata-Nappi^{d,3}, V. Valuev^{f,j},
 F. Vannucciⁿ, K.E. Varvell^t, M. Veltri^u, V. Vercesi^o,
 G. Vidal-Sitjes^h, J.-M. Vieiraⁱ, T. Vinogradova^j,
 F.V. Weber^{c,h}, T. Weisse^e, F.F. Wilson^h, L.J. Winton^k,
 B.D. Yabsley^t, H. Zacccone^r, R. Zei^p, K. Zuber^e, P. Zuccon^m

^a*LAPP, Annecy, France*

^b*Johns Hopkins Univ., Baltimore, MD, USA*

^c*Harvard Univ., Cambridge, MA, USA*

^d*Univ. of Calabria and INFN, Cosenza, Italy*

^e*Dortmund Univ., Dortmund, Germany*

^f*JINR, Dubna, Russia*

^g*Univ. of Florence and INFN, Florence, Italy*

^h*CERN, Geneva, Switzerland*

ⁱ*University of Lausanne, Lausanne, Switzerland*

^j*UCLA, Los Angeles, CA, USA*

^k*University of Melbourne, Melbourne, Australia*

^l*Inst. for Nuclear Research, INR Moscow, Russia*

^m*Univ. of Padova and INFN, Padova, Italy*

ⁿ*LPNHE, Univ. of Paris VI and VII, Paris, France*

^o*Univ. of Pavia and INFN, Pavia, Italy*

^p*Univ. of Pisa and INFN, Pisa, Italy*

^q*Roma Tre University and INFN, Rome, Italy*

^r*DAPNIA, CEA Saclay, France*

^s*Univ. of South Carolina, Columbia, SC, USA*

^t*Univ. of Sydney, Sydney, Australia*

^u*Univ. of Urbino, Urbino, and INFN Florence, Italy*

^v*IFIC, Valencia, Spain*

^w*Rudjer Bošković Institute, Zagreb, Croatia*

^x*ETH Zürich, Zürich, Switzerland*

Abstract

First measurements of $K^*(892)^\pm$ mesons production properties and their spin alignment in ν_μ charged current (CC) and neutral current (NC) interactions are presented. The analysis of the full data sample of the NOMAD experiment is performed in different kinematic regions. For K^{*+} and K^{*-} mesons produced in ν_μ CC interactions and decaying into $K^0\pi^\pm$ we have found the following yields per event: $(2.6 \pm 0.2 (stat.) \pm 0.2 (syst.))\%$ and $(1.6 \pm 0.1 (stat.) \pm 0.1 (syst.))\%$ respectively, while for the K^{*+} and K^{*-} mesons produced in ν NC interactions the corresponding yields per event are: $(2.5 \pm 0.3 (stat.) \pm 0.3 (syst.))\%$ and $(1.0 \pm 0.3 (stat.) \pm 0.2 (syst.))\%$. The results obtained for the ρ_{00} parameter, $0.40 \pm 0.06 (stat) \pm 0.03 (syst)$ and $0.28 \pm 0.07 (stat) \pm 0.03 (syst)$ for $K^*(892)^+$ and $K^*(892)^-$ produced in ν_μ CC interactions, are compared to theoretical predictions tuned on LEP measurements in e^+e^- annihilation at the Z^0 pole. For $K^*(892)^+$ mesons produced in ν NC interactions the measured ρ_{00} parameter is $0.66 \pm 0.10 (stat) \pm 0.05 (syst)$.

1 Introduction

Following the analyses of strange particles in neutrino interactions reported earlier [1,2,3,4] we present a study of the production properties of $K^*(892)^\pm$ vector mesons observed through the $K_S^0\pi^\pm$ decay modes. The full data sample of the NOMAD experiment divided into subsamples of neutrino charged current (CC) and neutral current (NC) interactions is used for this analysis.

For the first time in neutrino experiments the acquired statistics of the $K^*(892)^\pm$ mesons allows the measurement of the absolute and relative yields, the determination of their dependence on relevant kinematic quantities as well as the extraction of the spin alignment of these vector mesons.

1.1 $K^*(892)^\pm$ production in neutrino interactions

In ν_μ CC interactions with nucleons, in a dominant number of cases the produced u -quark is in a 100% left-polarized state, and it can eventually fragment into a $K^{*+}(u\bar{s})$ vector meson ($J^P = 1^-$): $\nu_\mu N \rightarrow \mu^- K^{*+} X$. The K^{*+}

* Corresponding author.

Email address: `chukanov@nusun.jinr.ru` (A. Chukanov).

¹ Deceased

² Now at Scuola Normale Superiore, Pisa, Italy

³ Now at Univ. of Perugia and INFN, Perugia, Italy

mesons containing the leading u -quark populate the current fragmentation region (the $x_F > 0$ region⁴). However, according to the LUND model [5] predictions this population is of the same order of magnitude as the fraction of K^{*+} mesons produced more centrally in the string fragmentation process, as seen in Fig. 1 (left). It is therefore interesting to study the spin alignment in different kinematic regions, not only to relate a possible effect to a well defined initial state (at large x_F), but also to improve our knowledge of the spin transfer in the string fragmentation process. This is the main production mechanism for the K^{*-} mesons as seen in Fig. 1 (right).

Let us stress that neutrino NC interactions are different from CC interactions at the quark level: for example, a leading down quark, a leading up quark and even a leading strange quark can be produced in ν NC interactions.

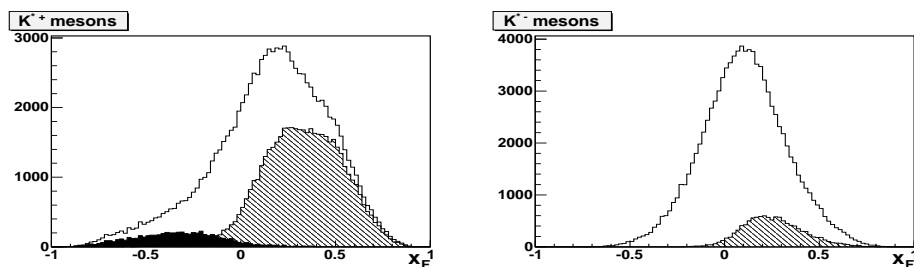


Fig. 1. ν_μ CC interactions in the NOMAD experiment: LUND model predictions for the x_F distribution of all K^{*+} (left) and K^{*-} (right) mesons, showing those originating from diquark fragmentation (filled area) and those originating from quark fragmentation (hatched area). The remainder of $K^{*\pm}$ in the unshaded area come from string fragmentation.

1.2 Spin-related production properties of vector mesons

The production and decay properties of mesons carrying spin are described in terms of the spin density matrix $\rho_{mm'}$, where m and m' label the spin components along the quantization axis. The Hermitian 3×3 matrix ρ with unit trace is built as a direct product of the quark and antiquark spin states. This matrix is usually defined in the helicity basis. The diagonal elements ρ_{00} , ρ_{11} and $\rho_{1;-1}$ describe the relative intensities of the 0, +1 and -1 spin states of the particle. It is common to refer to the situation with $\rho_{00} = 1/3$ as to the no spin alignment case, regardless of the values of ρ_{11} and $\rho_{1;-1}$. Note that the spin alignment is not equivalent to the polarization in the conventional sense. For example, $\rho_{11} = \rho_{1;-1} = 1/2$ and $\rho_{00} = 0$ is *unpolarized* but *spin aligned*. Further details about the spin density matrix can be found in [6].

⁴ x_F is defined as $x_F \equiv 2p_i^*/\hat{W}$, p_i^* being the momentum of the vector meson along the W boson direction and \hat{W} the hadronic energy, both calculated in the hadronic centre of mass system.

Table 1

The spin density matrix element ρ_{00} as measured for different vector mesons.

Meson	Results (Experiment)	Comments
ρ^\pm	0.373 ± 0.052 (OPAL)	$0.3 < x_E < 0.6$
ρ^0	0.43 ± 0.05 (DELPHI)	$x_E > 0.4$
ω	0.142 ± 0.114 (OPAL)	$0.3 < x_E < 0.6$
K^{*0}	0.46 ± 0.08 (DELPHI)	$x_E > 0.4$
	0.66 ± 0.11 (OPAL)	$x_E > 0.7$
ϕ	$0.54 \pm 0.06 \pm 0.05$ (OPAL)	$x_E > 0.7$
	0.55 ± 0.10 (DELPHI)	
$D^{*\pm}$	$0.40 \pm 0.02 \pm 0.01$ (OPAL)	$x_E > 0.5$
B^*	$0.32 \pm 0.04 \pm 0.03$ (DELPHI)	$0 < x_E < 1$
	$0.33 \pm 0.06 \pm 0.05$ (ALEPH)	
	$0.36 \pm 0.06 \pm 0.07$ (OPAL)	
K^{*+}	0.424 ± 0.011 (EXCHARM)	in the transversity
K^{*-}	0.393 ± 0.025 (EXCHARM)	frame of K^*
ρ^0	$0.65 \pm 0.18 \pm 0.10$ (BEBC, $\bar{\nu}\text{Ne}$)	$x_F > 0, z > 0.4$
	$0.41 \pm 0.13 \pm 0.07$ (BEBC, νNe)	

The elements ρ_{11} and $\rho_{1;-1}$ cannot be measured separately since vector mesons decay via strong interactions and therefore conserve parity. Thus, the spin alignment of a particle can only be studied through the diagonal element ρ_{00} . For $J^P = 1^-$ states it can be experimentally measured using the angular distribution of the meson decay products [7]:

$$W(\theta) = \frac{3}{4}[(1 - \rho_{00}) + (3\rho_{00} - 1)\cos^2\theta], \quad (1)$$

where θ is the angle between the direction of one of the decay products and the direction of the vector meson (z -axis) in its rest frame. The following are interpretations of some special cases for the ρ_{00} parameter:

$\rho_{00} = \frac{1}{3}$ – no spin alignment; the probability of projections +1, -1 and 0 of the meson spin onto the z axis are equal (in this case there is no dependence of Eq. (1) on $\cos\theta$);

$\rho_{00} = 0$ – spin alignment; only the +1 and -1 projections are possible;

$\rho_{00} = 1$ – spin alignment; only the 0 projection is possible.

1.3 Review of experimental results on ρ_{00}

The spin alignment of vector mesons was measured previously mainly in the LEP experiments in e^+e^- annihilation at the Z^0 pole. A summary of available experimental results is given in Table 1. Spin alignment for the ρ^0 , ω , K^{*0} and $D^{*\pm}$ vector mesons was observed at high x_E , where x_E is the ratio of the meson energy to the beam energy, and there was no spin alignment found for the ρ^\pm and B^* mesons [8,9,10]. The EXCHARM collaboration observed spin alignment of $K^{*\pm}$ mesons in neutron-carbon interactions in the transversity frame (the z -axis was defined to be normal to the production plane) of the $K^{*\pm}$ at rest [11].

In a previous neutrino experiment the ρ_{00} parameter of the ρ^0 vector meson was measured by the BEBC WA59 collaboration [12]. Large uncertainties do not allow to draw any conclusion about the spin alignment.

Note that a 3σ statistical significance for spin alignment is achieved only for $D^{*\pm}$ mesons by the OPAL collaboration [10] and for K^{*+} mesons by the EXCHARM collaboration [11].

1.4 Theoretical predictions for the ρ_{00} parameter

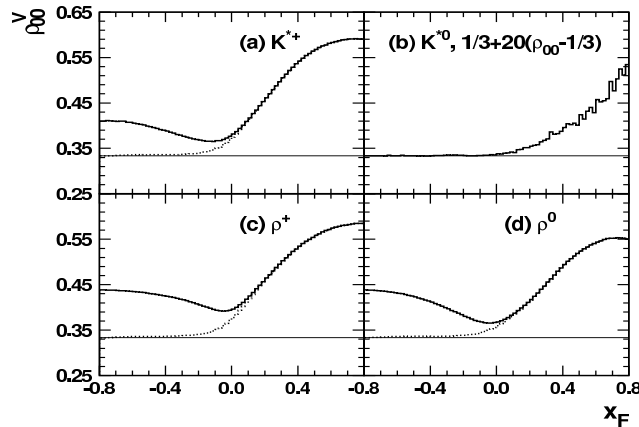


Fig. 2. The ρ_{00}^V parameter in $\nu_\mu p \rightarrow \mu^- V X$ at $E_\nu = 43.8$ GeV. The solid line represents the results where the contribution of target fragmentation is taken into account, while the dotted line represents the results where only the contribution of the current fragmentation is included. The horizontal line shows the no spin alignment case, $\rho_{00} = 1/3$.

Different theoretical approaches (see for example [13,14]) have been developed for the prediction of the ρ_{00} parameter. All these models give a value of $1/3$ for the ρ_{00} parameter in the case of no spin alignment, but differ significantly in the treatment of the spin correlation mechanisms during the fragmentation

process. For example, a model [15,16] has been built to describe the results obtained in the LEP experiments (see previous subsection). This model can be used to predict the ρ_{00} parameter dependence on x_F in other vector meson production processes. In particular, this model predicts spin alignment of vector mesons produced in neutrino interactions in the NOMAD energy region [16]. These predictions for ρ_{00}^V in $\nu_\mu p \rightarrow \mu^- V X$ at incoming neutrino energy $E_\nu = 43.8$ GeV both in the current and target fragmentation regions are shown in Fig. 2.

2 Experimental Procedure

2.1 The NOMAD experiment

The main goal of the NOMAD experiment [17] was the search for $\nu_\mu \rightarrow \nu_\tau$ oscillations in a wide-band neutrino beam from the CERN SPS. This search used kinematic criteria to identify ν_τ CC interactions [18] and required a very good quality of event reconstruction, in particular the ability to reconstruct individual particles. This has indeed been achieved by the NOMAD detector, and moreover, the large data sample collected during four years of data taking (1995-1998) has allowed for detailed studies of neutrino interactions. The full data sample, corresponding to about 1.3×10^6 ν_μ CC interactions in the detector fiducial volume, is used in the present analysis. A complete reprocessing of the whole NOMAD data sample has been performed using improved reconstruction algorithms with respect to those used for the previous NOMAD publications related to the studies of strange particles [1,2,3]. In particular, the cut on the density of hits in the drift chambers has been removed (see discussion in [19]). The data are compared to the results of a Monte Carlo (MC) simulation based on modified versions of LEPTO 6.1 [20] and JETSET 7.4 [21] generators for neutrino interactions (with Q^2 and W^2 cutoff parameters removed, where Q is the four-momentum transferred from the incoming neutrino to the target nucleon) and on a GEANT [22] based program for the detector response. The relevant JETSET parameters have been tuned in order to reproduce the yields of strange particles measured in ν_μ CC interactions in NOMAD [1]. A detailed description of the tuning of the MC simulation program will be the subject of a forthcoming publication. To define the parton content of the nucleon for the cross-section calculation we use the fixed-flavour parameterization [23] in the NNLO approximation. We do not include the parton shower treatment from JETSET. The reinteractions of hadrons with surrounding nucleons in target nuclei are described within the DPMJET [24] package. For the analysis reported below we used a MC sample consisting of about 3 million ν_μ CC events and 2.6 million ν_μ NC events. The MC assumes no spin alignment ($\rho_{00} = 1/3$) for K^* mesons.

2.2 Signal extraction

The selection procedure for the ν_μ CC and ν NC event samples has been described in [2,4] and is used in the current analysis along with the additional cut on the total visible hadronic energy: $E_{jet} > 3$ GeV. For the ν_μ CC sample a further cut, $Q^2 > 0.8$ GeV², is applied. We identified 8×10^5 ν_μ CC events with efficiency $\epsilon_{\nu_\mu CC} = (77.16 \pm 0.03)\%$ and 2.3×10^5 ν NC events with efficiency $\epsilon_{\nu NC} = (67.94 \pm 0.03)\%$. The efficiencies are computed with the help of the MC and are defined as ratios of the number of events reconstructed and identified as ν_μ CC (NC) to the number of simulated ν_μ CC (NC) events. The errors include only statistical uncertainties. The contamination of NC events in the CC event sample is estimated to be less than 0.1%, while the CC contamination in the NC sample is estimated to be about 8% (see [4] for details).

The procedure for the K_S^0 and K^* signal extraction was described in [2,1]. Here we present only those details relevant to the yield and spin alignment measurements.

The NOMAD experiment has observed an unprecedented number of neutral strange particle decays in a neutrino experiment [1]. These decays appear in the detector as a V^0 -like vertex: two tracks of opposite charge emerging from a common vertex separated from the primary neutrino interaction vertex (see Fig. 3).

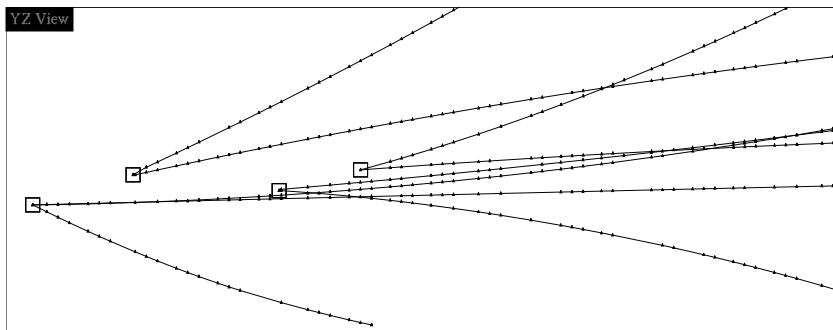


Fig. 3. A reconstructed data event containing 3 V^0 vertices identified as K_S^0 decays by the identification procedure. The scale on this plot is given by the size of the vertex boxes (3×3 cm²).

Since the NOMAD detector has limited possibilities to distinguish (anti)protons from pions in the momentum range relevant for this analysis, our V^0 identification procedure relied on the kinematic properties of a V^0 decay to reject Λ and $\bar{\Lambda}$. In Table 2 we summarize the numbers of identified $K_S^0 \rightarrow \pi^+\pi^-$ decays in ν_μ CC and ν NC interactions as well as their identification and reconstruction efficiencies and purities evaluated with the help of the MC.

Table 2

Number of events, purity and efficiency of identified $K_S^0 \rightarrow \pi^+\pi^-$ decays in ν_μ CC and ν NC interactions in the data (efficiency includes the reconstruction and identification efficiencies of neutrino interactions).

Sample	$N_{K_S^0}$	$P_{K_S^0}(\%)$	$\epsilon_{K_S^0}(\%)$
ν_μ CC	14280	97.1 ± 0.1	23.9 ± 0.1
ν NC	3718	96.8 ± 0.1	17.7 ± 0.1

For the K^* signal extraction we built an invariant mass distribution of any $K_S^0 + \text{charged track}$ system and fit it using the following relativistic Breit-Wigner function [25]:

$$BW(m) = \frac{\Gamma}{(m^2 - M_0^2)^2 + M_0^2 \Gamma^2} \left(\frac{m}{q} \right), \quad (2)$$

$$\text{with } \Gamma = \Gamma_0 \left(\frac{q}{q_0} \right)^{2l+1} \frac{M_0}{m}$$

where M_0, Γ_0 are the resonance mass and width, respectively, q is the momentum of the decay product in the resonance rest frame (q_0 corresponds to M_0), and $l = 1$. We have chosen the following background (BG) parametrization:

$$BG = a_1 \Delta^{a_2} e^{-(a_3 \Delta + a_4 \Delta^2)}, \quad (3)$$

where $\Delta = m - M_{th}$, M_{th} being the threshold mass ($m_{K_S^0} + m_\pi$). The number of the K^* mesons extracted from the fit to the data (DATA) are given in Tables 3 and 4.

In Figs. 4 and 5 we present the results of the signal extraction for both data and MC, for the selected ν_μ CC and ν NC events respectively. Detailed information about extracted numbers of $K^{*\pm}$ mesons in both the tuned MC and data for the ν_μ CC and ν NC samples can be found in Tables 3 and 4, where MC(true) is the total number of $K^* \rightarrow K_S^0 \pi$ decays in the fiducial volume in the MC sample, MC(rec) is the number of reconstructed $K^* \rightarrow K_S^0 \pi$ decays and MC(meas) is the number of decays, extracted from the fit. The ratio of MC(rec) to MC(true) determines the reconstruction efficiency ϵ_r , while the ratio MC(meas) to MC(rec) determines the signal extraction efficiency ϵ_s , which takes into account smearing effects due to momentum resolution. Both ϵ_s and ϵ_r were found very stable with respect to changes in MC tuning parameters (see paragraph 2.1).

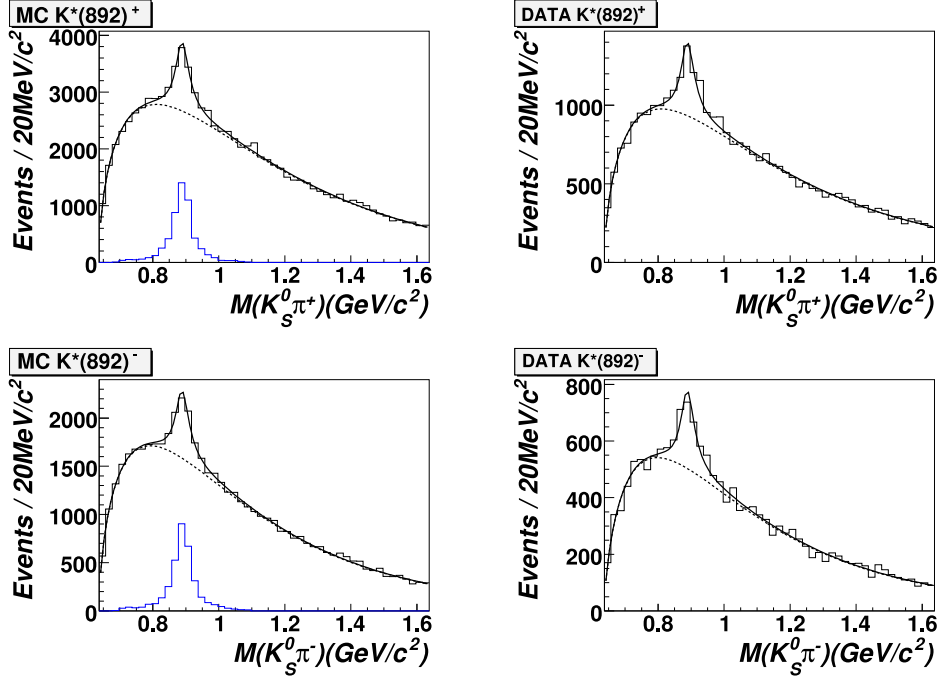


Fig. 4. $K_S^0 +$ positively charged track (top) and $K_S^0 +$ negatively charged track (bottom) invariant mass distributions for both MC (left) and data (right) for the ν_μ CC sample. The MC plots show the expected signal peaks. Solid line: the result of the fit with signal and background, dashed line: only background.

Table 3

$K^{*+} \rightarrow K_S^0 \pi^+$ and $K^{*-} \rightarrow K_S^0 \pi^-$ summary for ν_μ CC interactions. The number of corresponding decays in the MC is normalized to the same number of ν_μ CC events as in the real data sample.

	$N(K^{*+} \rightarrow K_S^0 \pi^+)$	$N(K^{*-} \rightarrow K_S^0 \pi^-)$
DATA	1803 ± 121	1060 ± 89
MC(meas)	1846 ± 80	1066 ± 61
MC(rec)	2150	1374
MC(true)	9366	5612
ϵ_r	0.23 ± 0.01	0.24 ± 0.01
ϵ_s	0.86 ± 0.04	0.78 ± 0.05

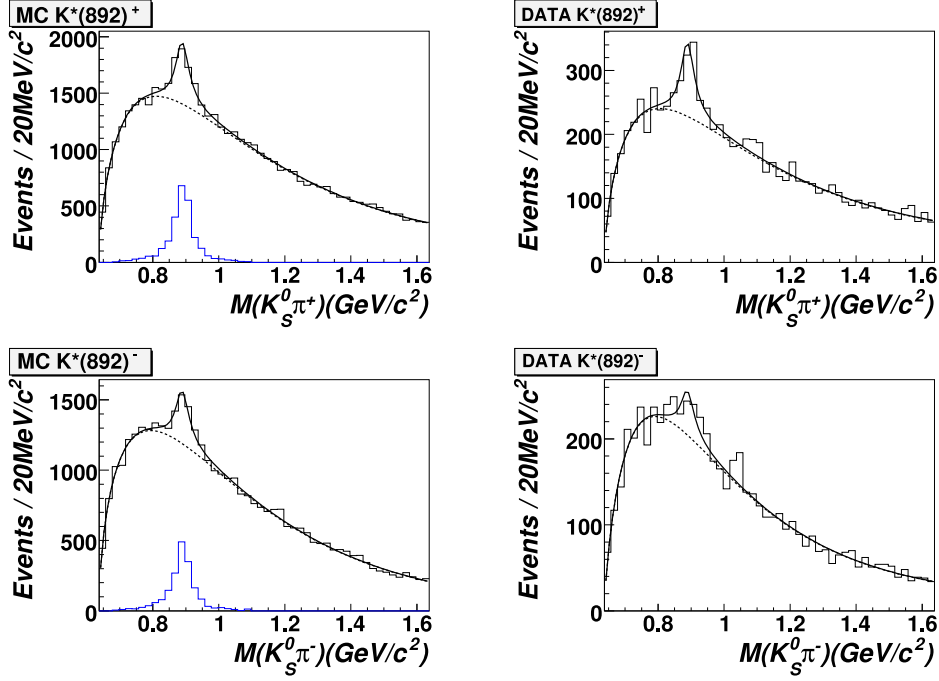


Fig. 5. $K_S^0 +$ positively charged track (top) and $K_S^0 +$ negatively charged track (bottom) invariant mass distributions for both MC (left) and data (right) for the ν NC sample. The MC plots show the expected signal peaks. Solid line: the result of the fit with signal and background, dashed line: only background.

Table 4

$K^{*+} \rightarrow K_S^0 \pi^+$ and $K^{*-} \rightarrow K_S^0 \pi^-$ summary for ν NC interactions. The number of corresponding decays in the MC is normalized to the same number of ν NC events as in the real data sample.

	$N(K^{*+} \rightarrow K_S^0 \pi^+)$	$N(K^{*-} \rightarrow K_S^0 \pi^-)$
DATA	443 ± 60	197 ± 53
MC(meas)	385 ± 26	263 ± 24
MC(rec)	489	339
MC(true)	2689	1718
ϵ_r	0.18 ± 0.01	0.20 ± 0.01
ϵ_s	0.79 ± 0.06	0.78 ± 0.08

2.3 Measurements of the K^* yields and determination of the ρ_{00} parameter

The measured yield per ν_μ CC (or NC) interaction for each K^* type that decays into $K^0\pi$ is defined as:

$$T_{K^*} = \frac{N_{K^*}^{obs}}{Br(K^0) \cdot \epsilon_{K^*}} \cdot \frac{\epsilon_{\nu_\mu CC (NC)}}{N_{\nu_\mu CC (NC)}}, \quad (4a)$$

while the true number of $K^* \rightarrow K^0\pi$ decays is given by:

$$N_{K^*}^{true} = \frac{N_{K^*}^{obs}}{Br(K^0) \cdot \epsilon_{K^*}}, \quad (4b)$$

where

- $N_{K^*}^{obs}$ is the number of K^* mesons obtained from the fit;
- $N_{\nu_\mu CC (NC)}$ is the number of reconstructed ν_μ CC (NC) events;
- $\epsilon_{\nu_\mu CC} (\epsilon_{\nu_\mu NC})$ is the reconstruction and identification efficiency in the fiducial volume for ν_μ CC (NC) events;
- $Br(K^0) = 0.686/2$ is the branching ratio of $K_S^0 \rightarrow \pi^+\pi^-$, where the factor of 2 reflects the observation of K_S^0 component only.

The combined efficiency ϵ_{K^*} is given as a product of reconstruction efficiency (ϵ_r) and signal extraction efficiency (ϵ_s), see Tables 3 and 4. The systematic uncertainties on these values with respect to changes in the selection criteria, are studied in the next subsection.

Note that for the neutral current interactions, formulae (4a) and (4b) should be modified because of $\sim 8\%$ contamination from CC events in the ν NC sample [4]. This contamination is taken into account in the calculation of the K^* yields in the ν NC sample.

We have studied the K^* production properties in bins of several deep inelastic and fragmentation kinematic variables. The selection efficiency in each bin takes into account the migration of events across these bins.

The ρ_{00} parameter is determined from the fit of the $\cos\theta$ (θ is the angle between K^* direction of flight and the direction of decay π in the K^* rest frame) distribution using the functional form given in equation (1).

In Fig. 6 we present the correlation between the simulated and reconstructed $\cos\theta$ variables for K^{*+} and K^{*-} produced in ν_μ CC MC as well as for K^{*+} produced in ν NC MC interactions. The resolution in $\cos\theta$ is found to be better than 0.03 and does not depend significantly on the value of $\cos\theta$.

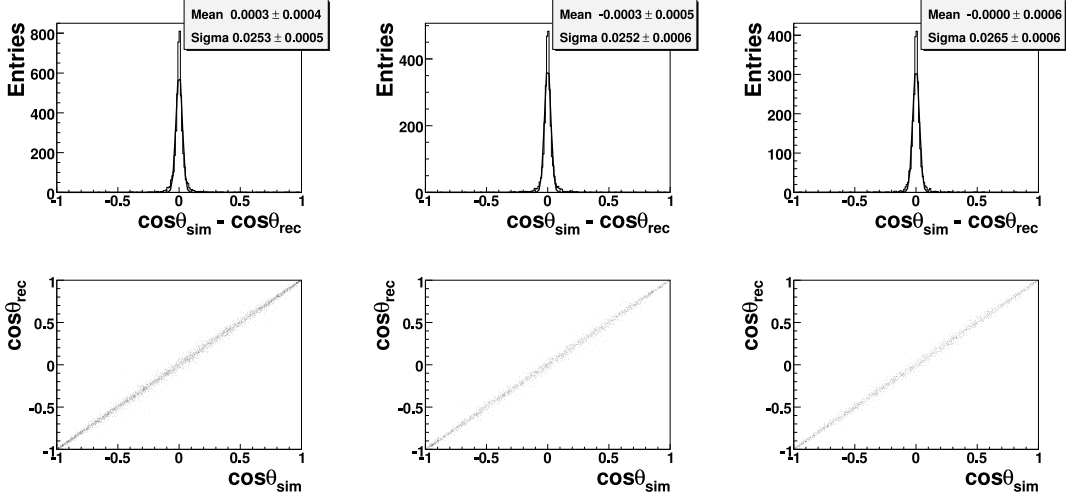


Fig. 6. Correlation between the simulated and reconstructed $\cos\theta$ variables for K^{*+} (left), K^{*-} (middle) produced in ν_μ CC and for K^{*+} (right) produced in ν NC interactions.

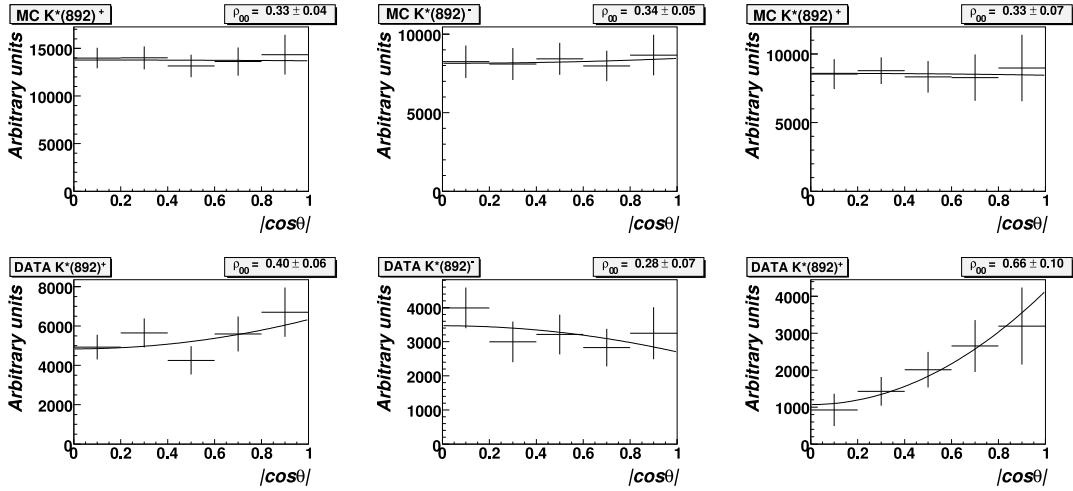


Fig. 7. Angular distributions of the pions from the decay of $K^*(892)^+$ (left), $K^*(892)^-$ (middle) for the ν_μ CC sample and $K^*(892)^+$ for the ν NC sample (right) for both MC (top) and data (bottom). Only statistical errors are shown.

The $\cos\theta$ distributions for both data and MC for the ν_μ CC and ν NC samples are presented in Fig. 7. The MC plots (left) confirm that the analysis procedure is self-consistent since we do not observe spin alignment in the MC ($\rho_{00} = 1/3$).

2.4 Systematic uncertainties

We have studied different sources of systematic uncertainties.

To investigate the dependence of the results on the K_S^0 selection criteria [2] we

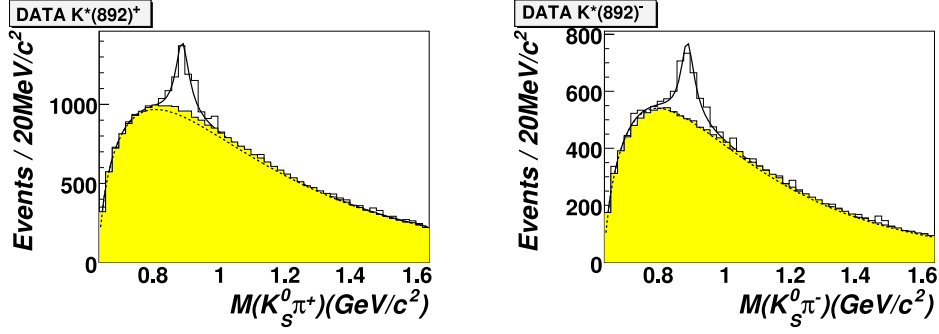


Fig. 8. $K_S^0 +$ positive charged track (left) and $K_S^0 +$ negative charged track (right) invariant mass distributions for the ν_μ CC data sample. Solid line: the result of the fit with signal and background, dashed line: only background. Filled area shows the estimated background distribution when K_S^0 and charged track are taken from different events.

varied them within the following ranges (variations of these cuts correspond to changes of up to 6% in the statistics of the K_S^0 sample):

- cut on the transverse momentum of the pion from K_S^0 decay from 0.01 to 0.03 GeV/c (this cut can affect the contamination from “fake” K_S^0 ’s in the data). The default value is 0.02 GeV/c;
- cut on the K_S^0 momentum component perpendicular to the line connecting the primary and V^0 vertices from 0.09 to 0.115 GeV/c (this cut affects mainly the contamination from secondary interactions). The default value is 0.1 GeV/c;
- cut on the χ^2 probability of the V^0 vertex reconstruction changed from 0.005 to 0.035. The default value is 0.01;
- cut on the measured decay path of K_S^0 mesons varied from 12 to 30 cm. The default value is 16 cm.

We have also investigated the influence of the number of bins used in the invariant mass fit. The number of bins was changed to 40 and 70 (the default value is 50).

For the NC sample we varied the likelihood selection criteria [4] from 0 to 1 (the default value is 0.5).

We estimate the total systematic uncertainty as the sum in quadrature of the largest deviation with respect to the reference results in each of the above tests (neglecting possible correlations between different cuts).

In order to check for possible enhancements in the K^* signal region due to combinatorial effects as well as to validate the shape of the background distribution, we built the invariant mass of the $K_S^0 +$ charged track system where the K_S^0 candidate and the charged track were taken from different events, rotated such that the reconstructed hadronic momentum vectors coincided. Then the

background was normalized to the invariant mass region above 1.1 GeV. The results are shown in Fig. 8. The shape of the background distribution is reasonably well described by the fitting procedure presented in Sec. 2.2.

3 Results

In this section we present the results for $K^*(892)^\pm$ that decay into $K^0\pi^\pm$ modes.

Tables 5 and 6 summarize results for the total numbers, absolute yields, relative yields and the ρ_{00} parameters for $K^*(892)^\pm$ mesons in ν_μ CC and ν NC interactions. As expected, the yields of K^{*+} mesons are larger than the yields of K^{*-} mesons in both ν_μ CC and ν NC interactions. From table 6 one can conclude that the ρ_{00} parameters for $K^{*\pm}$ mesons produced in ν_μ CC interactions are in agreement within statistical errors with the value of $1/3$ which corresponds to the no spin alignment case. Also we observe that in ν NC interactions K^{*+} mesons are produced preferentially in the helicity zero state ($\rho_{00} > 1/3$), but the statistical errors are too large to reach a firm conclusion. For K^{*-} mesons produced in ν NC interactions the ρ_{00} parameter could not be accurately determined because of the small statistics of the corresponding event sample.

Table 5

The total numbers, absolute yields and relative yields of the $K^(892)^\pm$ mesons produced in ν_μ CC and ν NC interactions that decay into $K^0\pi^\pm$ modes. Both statistical and systematic errors are shown.*

Sample	Number of K^*	Yields of K^* (%)	$\frac{N(K^* \rightarrow K^0\pi)}{N(K^0)}$ (%)
K^{*+} CC	$26676 \pm 1784 \pm 1863$	$2.6 \pm 0.2 \pm 0.2$	$15.3 \pm 1.0 \pm 1.0$
K^{*-} CC	$16278 \pm 1372 \pm 500$	$1.6 \pm 0.1 \pm 0.1$	$9.4 \pm 0.8 \pm 0.3$
K^{*+} NC	$9024 \pm 1216 \pm 984$	$2.5 \pm 0.3 \pm 0.3$	$14.8 \pm 2.0 \pm 1.6$
K^{*-} NC	$3750 \pm 1012 \pm 762$	$1.0 \pm 0.3 \pm 0.2$	$6.1 \pm 1.7 \pm 1.2$

Table 6

The ρ_{00} parameter for $K^(892)^\pm$ mesons produced in ν_μ CC and ν NC interactions that decay into $K^0\pi^\pm$ modes. Both statistical and systematic errors are shown.*

Sample	ρ_{00}
K^{*+} CC	$0.40 \pm 0.06 \pm 0.03$
K^{*-} CC	$0.28 \pm 0.07 \pm 0.03$
K^{*+} NC	$0.66 \pm 0.10 \pm 0.05$

In Sec. 3.1 and 3.2 we present the dependencies of the $K^*(892)^\pm$ production yields and the ρ_{00} parameter for different kinematic variables in ν_μ CC interactions.

3.1 $K^{*\pm}$ production yields

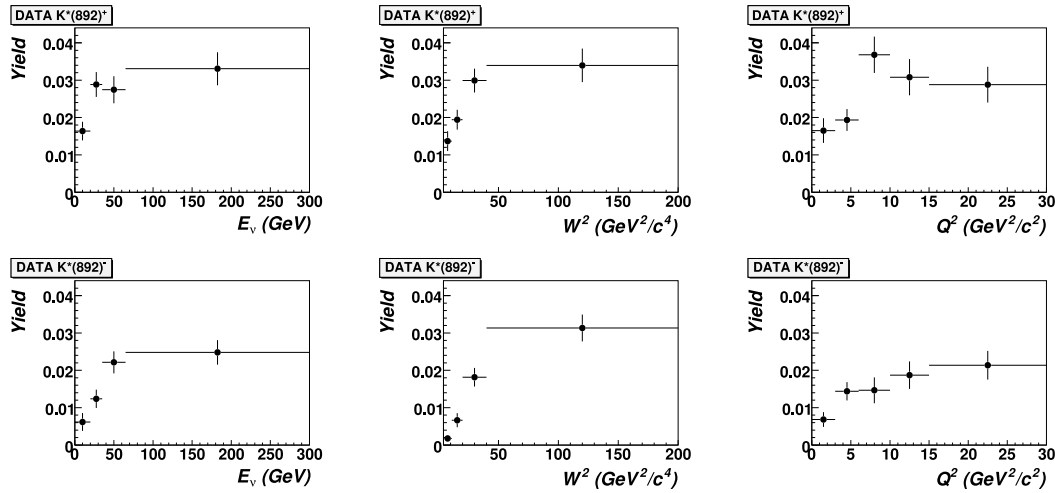


Fig. 9. Corrected K^{*+} (top) and K^{*-} (bottom) yields as a function of E_ν , W^2 , Q^2 in ν_μ CC events. Only statistical errors are shown.

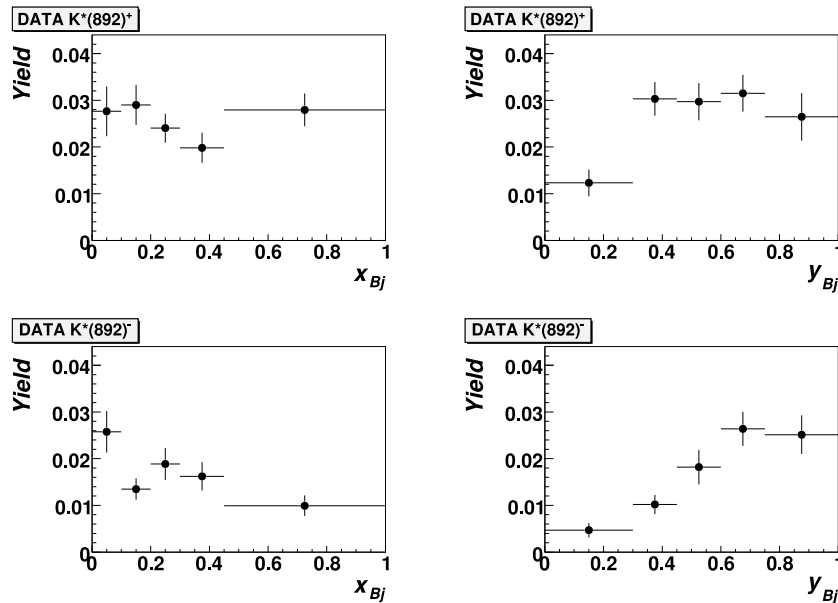


Fig. 10. Corrected K^{*+} (top) and K^{*-} (bottom) yields as a function of x_{Bj} , y_{Bj} in ν_μ CC events. Only statistical errors are shown.

In Figs. 9 and 10 we show corrected $K^{*\pm}$ yields in the data as a function of kinematic variables⁵ E_ν , W^2 , Q^2 , x_{Bj} , y_{Bj} in ν_μ CC events. The $K^{*\pm}$

⁵ x_{Bj} and y_{Bj} are the standard Bjorken scaling variables.

yields show a monotonic rise with E_ν , W^2 and Q^2 . From Fig. 10 we see that the dependence of the yields on the x_{Bj} and y_{Bj} variables are different for K^{*+} and K^{*-} mesons. This fact could be explained by different production mechanisms (K^{*-} mesons are produced mainly from the string fragmentation processes while K^{*+} mesons are produced both from string fragmentation processes and from struck quark fragmentation).

$K^{*\pm}$ distributions as a function⁶ of z , x_F , p_T are shown in Fig. 11. One can see a shift towards positive x_F values in the distribution for K^{*+} mesons as compared to the distribution for K^{*-} mesons. In Fig. 12 we present the comparison of x_F distribution for K^* mesons in MC and data.

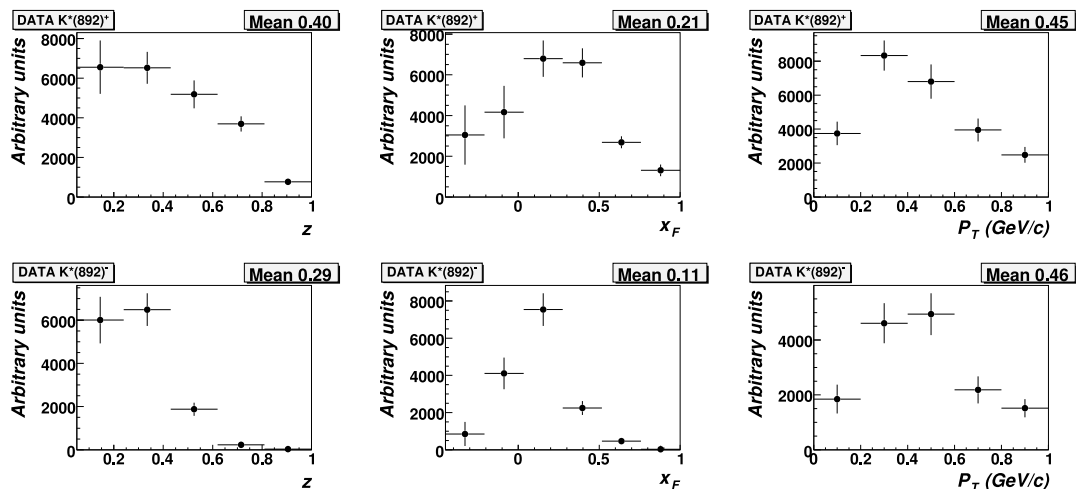


Fig. 11. Corrected z , x_F , p_T distributions for K^{*+} (top) and K^{*-} (bottom) in ν_μ CC events. Only statistical errors are shown.

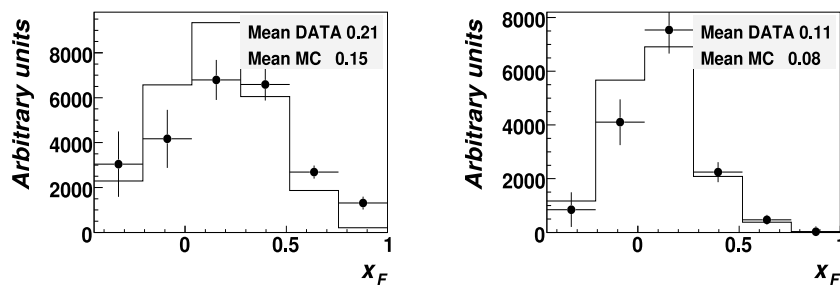


Fig. 12. Corrected x_F distribution for K^{*+} (left) and K^{*-} (right) in MC (histogram) and data (points with error bars) ν_μ CC events. Only statistical errors are shown.

⁶ z is the fraction of the total hadronic energy carried away by the $K^{*\pm}$ in the laboratory system and p_T is the transverse momentum the $K^{*\pm}$ with respect to the hadronic jet direction.

3.2 The ρ_{00} parameter of $K^{*\pm}$ mesons

Figs. 13 displays the ρ_{00} parameter as a function of z , x_F , p_T for K^{*+} (left) and K^{*-} (right). The observed x_F dependence does not seem to agree with the theoretical predictions of Ref. [15,16].

The ρ_{00} parameter has also been measured as a function of other kinematic variables (E_ν , W^2 , Q^2 , x_{Bj} , y_{Bj}). Within the errors we do not observe any dependence on these variables.

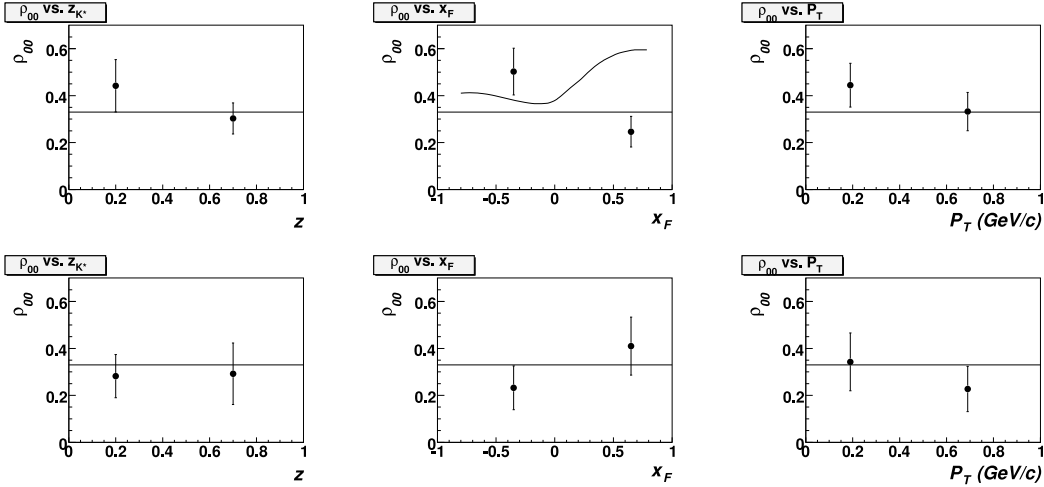


Fig. 13. The ρ_{00} parameter as a function of z , x_F and p_T for K^{*+} (top) and K^{*-} (bottom) in the ν_μ CC events. Only statistical errors are shown. The theoretical prediction [16] for the dependence of the ρ_{00} parameter on x_F for K^{*+} mesons is also shown.

4 Conclusion

In this analysis we have measured the production properties and spin alignment of $K^*(892)^\pm$ vector mesons that decayed into $K_S^0\pi^\pm$ and were produced in ν_μ CC and NC interactions in the NOMAD experiment.

For the first time in neutrino experiments the total yields of $K^{*\pm}$ vector mesons that decayed into $K^0\pi^\pm$ modes have been measured. For the K^{*+} and K^{*-} mesons produced in ν_μ CC interactions the following yields per event were found: $(2.6 \pm 0.2(stat.) \pm 0.2(syst.))\%$ and $(1.6 \pm 0.1(stat.) \pm 0.1(syst.))\%$ respectively, while for the K^{*+} and K^{*-} mesons produced in ν_μ NC interactions the corresponding values are: $(2.5 \pm 0.3(stat.) \pm 0.3(syst.))\%$ and $(1.0 \pm 0.3(stat.) \pm 0.2(syst.))\%$. The yields of $K^{*\pm}$ produced in ν_μ CC interactions show a monotonic rise with the kinematic variables E_ν , W^2 and Q^2 .

The $K^{*\pm}$ mesons ρ_{00} parameters have been measured for the first time in neutrino experiments. The results obtained for the ν_μ CC sample are in agreement within errors with the $\rho_{00} = 1/3$, which corresponds to no spin alignment for these mesons: $\rho_{00} = 0.40 \pm 0.06 (stat.) \pm 0.03 (syst.)$ for $K^*(892)^+$ and $\rho_{00} = 0.28 \pm 0.07 (stat.) \pm 0.04 (syst.)$ for $K^*(892)^-$. For $K^*(892)^+$ mesons produced in ν NC interactions we observed an indication for preferential production in the helicity zero state ($\rho_{00} > 1/3$): $\rho_{00} = 0.66 \pm 0.10 (stat.) \pm 0.05 (syst.)$, but the statistical errors do not allow us to reach a firm conclusion.

Acknowledgements

We gratefully acknowledge the CERN SPS accelerator and beam-line staff for the magnificent performance of the neutrino beam. The experiment was supported by the following funding agencies: Australian Research Council (ARC) and Department of Education, Science, and Training (DEST), Australia; Institut National de Physique Nucléaire et Physique des Particules (IN2P3), Commissariat à l’Energie Atomique (CEA), France; Bundesministerium für Bildung und Forschung (BMBF, contract 05 6DO52), Germany; Istituto Nazionale di Fisica Nucleare (INFN), Italy; Joint Institute for Nuclear Research and Institute for Nuclear Research of the Russian Academy of Sciences, Russia; Fonds National Suisse de la Recherche Scientifique, Switzerland; Department of Energy, National Science Foundation (grant PHY-9526278), the Sloan and the Cottrell Foundations, USA.

We also thank Liang Zuo-tang and Oleg Teryaev for valuable discussions.

References

- [1] P. Astier *et al.*, [NOMAD Collaboration], Nucl. Phys. B **621** (2001) 3.
- [2] P. Astier *et al.*, [NOMAD Collaboration], Nucl. Phys. B **588** (2000) 3.
- [3] P. Astier *et al.*, [NOMAD Collaboration], Nucl. Phys. B **605** (2001) 3.
- [4] D. Naumov *et al.*, [NOMAD Collaboration], Nucl. Phys. B **700** (2004) 51.
- [5] B. Andersson, G. Gustafson, G. Ingelman and T. Sjöstrand, Phys. Rep. **97** (1983) 31;
T. Sjöstrand *et al.*, Int. J. Mod. Phys A **3** (1988) 751.
- [6] C. Bourrely, E. Leader and J. Soffer, Phys. Rep. **59** (1980) 95.
- [7] J. F. Donoghue, Phys. Rev. D **17** (1978) 2922.
- [8] D. Buskulic *et al.*, [ALEPH Collaboration], Z. Phys. C **69** (1995) 393.
- [9] P. Abreu *et al.*, [DELPHI Collaboration], Phys. Lett. B **406** (1997) 271;
P. Abreu *et al.*, [DELPHI Collaboration], Z. Phys. C **68** (1995) 353.

- [10] K. Ackerstaff *et al.*, [OPAL Collaboration], Phys. Lett. B **412** (1997) 210;
G. Abbiendi *et al.*, [OPAL Collaboration], Eur. Phys. J. C **16** (2000) 61;
K. Ackerstaff *et al.*, [OPAL Collaboration], Z. Phys. C **74** (1997) 437.
- [11] A.N. Aleev *et al.*, [EXCHARM Collaboration], JINR preprint, **E1-99-178** (1999).
- [12] W. Wittek *et al.*, [BEBC WA59 Collaboration], Phys. Lett. B **187** (1987) 179.
- [13] J. F. Donoghue, Phys. Rev. D **19** (1979) 2806.
- [14] A.V. Efremov and O.V. Teryaev, Sov. J. Nucl. Phys. **36** (1982) 557;
A.V. Efremov and O.V. Teryaev, JINR preprint, **P2-82-832** (1982).
- [15] Xu Qing-hua, Liu Chun-xiu and Liang Zuo-tang, Phys. Rev. D **63** (2001) 111301.
- [16] Xu Qing-hua and Liang Zuo-tang, hep-ph/0205291;
Xu Qing-hua and Liang Zuo-tang, Phys. Rev. **D66** (2002) 017301.
- [17] J. Altegoer *et al.*, [NOMAD Collaboration], Nucl. Instr. and Meth. A **404** (1998) 96.
- [18] J. Altegoer *et al.*, [NOMAD Collaboration], Phys. Lett. B **431** (1998) 219;
P. Astier *et al.*, [NOMAD Collaboration], Phys. Lett. B **453** (1999) 169;
P. Astier *et al.*, [NOMAD Collaboration], Phys. Lett. B **483** (2000) 387;
P. Astier *et al.*, [NOMAD Collaboration], Nucl. Phys. B **611** (2001) 3.
- [19] P. Astier *et al.* [NOMAD Collaboration], Phys. Lett. B **570** (2003) 19.
- [20] G. Ingelman, LEPTO version 6.1, “The Lund Monte Carlo for Deep Inelastic Lepton-Nucleon Scattering”, TSL-ISV-92-0065 (1992);
G. Ingelman, A. Edin, J. Rathsman, LEPTO version 6.5, Comp. Phys. Comm. **101** (1997) 108, [hep-ph/9605286].
- [21] T. Sjöstrand, “PYTHIA 5.7 and JETSET 7.4: physics and manual”, LU-TP-95-20 (1995), [hep-ph/9508391];
T. Sjöstrand, Comp. Phys. Comm **39** (1986) 347, **43** (1987) 367.
- [22] GEANT : Detector Description and Simulation Tool, *CERN Programming Library Long Writeup* **W5013**, GEANT version 3.21.
- [23] S. Alekhin, Phys. Rev. D **68** (2003) 014002.
- [24] J. Ranft, Phys. Rev. D **51**, (1995) 64;
J. Ranft, arXiv:hep-ph/9911213;
J. Ranft, arXiv:hep-ph/9911232.
- [25] J.D. Jackson, Nuovo Cimento **34** (1964) 1644.