

Diapause as escape strategy to exposure to toxicants: response of Brachionus calyciforus to arsenic


Adriana Aránguiz-Acuña & Manuel Serra

Ecotoxicology

ISSN 0963-9292

Ecotoxicology

DOI 10.1007/s10646-016-1629-7



 Springer

Your article is protected by copyright and all rights are held exclusively by Springer Science +Business Media New York. This e-offprint is for personal use only and shall not be self-archived in electronic repositories. If you wish to self-archive your article, please use the accepted manuscript version for posting on your own website. You may further deposit the accepted manuscript version in any repository, provided it is only made publicly available 12 months after official publication or later and provided acknowledgement is given to the original source of publication and a link is inserted to the published article on Springer's website. The link must be accompanied by the following text: "The final publication is available at link.springer.com".

Diapause as escape strategy to exposure to toxicants: response of *Brachionus calyciflorus* to arsenic

Adriana Aránguiz-Acuña¹ · Manuel Serra²

Accepted: 11 February 2016

© Springer Science+Business Media New York 2016

Abstract Invertebrate organisms commonly respond to environmental fluctuation by entering diapause. Production of diapause in monogonont rotifers involves a previous switch from asexual to partial sexual reproduction. Although zooplankton have been used in ecotoxicological assays, often their true vulnerability to toxicants is underestimated by not incorporating the sexual phase. We experimentally analyzed traits involved in sexual reproduction and diapause in the cyclically parthenogenetic freshwater rotifer, *Brachionus calyciflorus*, exposed to arsenic, a metalloid naturally found in high concentrations in desert zones, focusing on the effectiveness of diapause as an escape response in the face of an adverse condition. Addition of sublethal concentrations of arsenic modified the pattern of diapause observed in the rotifer: investment in diapause with arsenic addition peaked earlier and higher than in non-toxicant conditions, which suggests that sexual investment could be enhanced in highly stressed environmental conditions by increased responsiveness to stimulation. Nevertheless, eggs produced in large amount with arsenic, were mostly low quality, and healthy-looking eggs had lower hatching success, therefore it is unclear whether this pattern is optimum in an environment with arsenic, or if rather arsenic presence in water bodies disturbs the optimal allocation of offspring entering diapause. We observed high accumulation of arsenic in organisms exposed to constant concentration after several generations,

which suggests that arsenic may be accumulated trans-generationally. The sexual phase in rotifers may be more sensitive to environmental conditions than the asexual one, therefore diapause attributes should be considered in ecotoxicological assessment because of its ecological and evolutionary implications on lakes biodiversity.

Keywords Hatching success · Heavy metals · Mixis ratio · Rotifers · Toxicity

Introduction

Many organisms live in remarkably unpredictable environmental conditions that restrict their growth, survival and reproduction. A very common response of some invertebrate organisms to environmental fluctuation is to enter into diapause, a reversible stage of reduced metabolic activity (Lennon and Jones 2011). The ecological and evolutionary relevance of diapause rests in that (1) this strategy promotes dispersal and colonization of new environments by passive transport of diapausing states, and (2) it permits overcoming harsh environmental conditions since diapausing states remain viable for decades, forming resting state banks (Marcus et al. 1994; Kotani et al. 2001; Cáceres and Tessier 2004; García-Roger et al. 2006). Banks of diapausing states contribute to prevent population extinction, supporting long-term species diversity, which could be a key aspect in allowing competitor coexistence (Chesson and Warner 1981; Cáceres 1997), while serving as a reservoir of genetic diversity. Also, incomplete termination of diapause has been considered a bet-hedging strategy of the individual producing dormant offspring, thus spreading risks (Venable 2007; García-Roger et al. 2014).

✉ Adriana Aránguiz-Acuña
aranguiz@ucn.cl

¹ Facultad de Ciencias, Departamento de Química, Universidad Católica del Norte, 0610 Angamos, Antofagasta, Chile

² Institut Cavanilles de Biodiversitat i Biologia Evolutiva, Universitat de València, Burjassot, Spain

Two important zooplankton groups—cladocerans and monogonont rotifers—are facultatively sexual. They typically have an exclusively asexual reproduction period followed by another in which sexual and asexual reproduction occur. In monogononts, asexual females, also called amictic females, produce asexual daughters by ameiotic parthenogenesis, thus causing clonal proliferation. Episodically, asexual females produce sexual daughters, also called mictic females. Sexual reproduction or 'mixis' has been proved to be density-dependent in several monogonont species, and appears to be induced by a chemical, a quorum-sensing molecule produced by the females themselves (Gilbert 1963, 2003; Snell and Boyer 1988; Carmona et al. 1993, 1994; Stelzer and Snell 2003, 2006; Fussmann et al. 2007). If a young sexual female is inseminated, her fertilized eggs develop to give rise to diploid diapausing embryos, called diapausing or resting eggs; otherwise the eggs develop to produce haploid males, which are dwarf and physiologically constrained.

Cladocerans of the genus *Daphnia*, and to lesser extent rotifers of the genus *Brachionus*, have been frequently used to detect effects by pollutants due to their sensitivity to various toxicants, their short lives and their important role in the ecosystem (Dahms et al. 2011). Nevertheless, because only the asexual portion of the life cycle is commonly investigated in toxicity studies, the true vulnerability of zooplankton to toxicants is often underestimated (Preston and Snell 2001; Navis et al. 2015). Several studies assessed the effects of pesticides, heavy metals, and endocrine-disrupting chemicals on sexual reproductive parameters of rotifers (Snell and Carmona 1995; Preston et al. 2000; Yoshinaga et al. 2000; Preston and Snell 2001; Radix et al. 2002; Marcial et al. 2005; Ríos-Arana et al. 2007) and cladocerans (Tatarazako and Oda 2007; Navis et al. 2013, 2015). Their results showed that, depending on the species and contaminants tested, reproductive parameters such as mixis ratio (i.e., proportion of sexual females relative to all females, sexual and asexual) and fertilization, and diapause parameters such as resting egg production and resting egg hatchability are among the most sensitive endpoints to assess toxicity in zooplankton species. Nevertheless, these results do not account for diapause as an evolutionary strategy to face hazardous conditions.

Within populations, individuals are indirectly affected by transgenerational transmission of the effects of contaminants (Massarin et al. 2010). Tolerance to different adverse environmental conditions depends upon the history of parental generations. On one hand, it was reported that offspring of populations exposed to pesticides evolve to higher tolerance (see Relyea and Hoverman 2006; Gustafsson et al. 2005). On the other hand, pollutants in the maternal environment of some aquatic invertebrates produce low quality offspring, which may be explained by

high investment in processes of reparation and detoxification in the parental generation (Marshall 2008; Fernández-González et al. 2011). Therefore, it is expected that environmental conditions to which mothers have been exposed will affect the performance of their offspring, even if the condition has already disappeared.

Desert zones are commonly characterized by naturally high concentrations of minerals (Laurent et al. 2008). The region including Southern Peru and Northern Chile is one of the driest places in the world. High evaporation in the region makes continental water highly saline, with elevated concentrations of heavy metals such as lead, copper, cadmium and zinc, and metalloids such as arsenic (Pell et al. 2013). Additionally, mining operations are intense in the region, mainly focused on copper; these contribute to presence of the metals in the waters (Díaz-Palma et al. 2012). Not surprisingly, biodiversity in lakes near mining areas is greatly reduced, and zooplankton community structure shows strong particularities (Weisse et al. 2011, 2013). In past decades, mining and the concomitant arsenic concentration in the environment have been associated with severe damage to human health, especially in rural populations (Naujokas et al. 2013; Yañez et al. 2015). Arsenic is at the top of the Hazardous Substances Priority List published by Agency for Toxic Substances and Disease Registry (2013). Although not all arsenic chemical species are toxic, high toxicity of inorganic arsenicals has been shown in aquatic species of different trophic levels (Chen et al. 2000; Ríos-Arana et al. 2007). Data concerning to freshwater zooplankton communities in southern latitudes are often scarce, partial and biased by groups and geographic zones (Oyanedel et al. 2008). Nevertheless, knowledge of the ecology of the monogonont *Brachionus calyciflorus* in Chile and Argentina suggests higher abundance and frequency than other species of the plankton community (Kutikova and Fernando 1995; Acuña et al. 2008; Claps et al. 2011).

In this study we test whether sexual reproduction and production of diapause eggs is affected by the arsenic concentration in the monogonont rotifer, *Brachionus calyciflorus*. We take into account several consecutive generations, including those mediated by sexual reproduction (i.e., after diapause). Besides investigating the effects of arsenic on rotifer demographic, we aim to get insight into the possibility that an adverse condition may cause an escape response; i.e., diapause, and therefore represent an adaptive advantage in that condition. As sexual reproduction is density-dependent in ways that could differ among within-species strains, we first assessed the conspecific density required to induce the sexual reproduction in our experimental animals (Gilbert 1963, 2003; Snell and Boyer 1988; Carmona et al. 1993, 1994; Stelzer and Snell 2003, 2006; Fussmann et al. 2007).

Materials and methods

Cultures of the test species

Individuals of the herbivore rotifer *B. calyciflorus* were isolated from Tranque Lo Orozco, Chile (33°22'S–71°41'W), a permanent pond not exposed to mining activity. A clone was maintained under standard laboratory conditions (pH 7.5 ± 0.1 , temperature 22 ± 1 °C, photoperiod 12:12 L:D) for 2 years prior to experimental use. For maintenance and experimental cultures we used COMBO medium (Kilham et al. 1998). Density was controlled in stock cultures, avoiding high densities before the experiments. Stock rotifer cultures were fed daily with the green microalga *Pseudokirchneriella subcapitata* at a density of 1×10^6 cell mL⁻¹, which was cultured with Bold's basal medium (Borowitzka and Borowitzka 1988). The microalga strain was obtained from the Ecotoxicological Research Center (CIE) of the Universidad Mayor, Chile, and maintained in isolation under standard laboratory conditions. The algae used as food were harvested during the exponential growth phase and their concentration was measured by direct counting.

Preliminary bioassays

Very high arsenic concentration (up to 3000 ng mL⁻¹) are found in some rivers of pre-Andes water in mining areas of northern Chile (Queirolo et al. 2000). The toxicant was incorporated into the treatments as As₂O₃ because this is a compound commonly found in aerosols produced by copper smelters that is dispersed by air, contributing to the contamination of water bodies (Pell et al. 2013). As³⁺, the state in which arsenic is found in As₂O₃, is a very common inorganic species of arsenic found in the continental waters in the desert of northern Chile, it is the most mobile As state in the environment due to its high lability, and is highly toxic for most life forms (Díaz-Palma et al. 2012). Preliminary bioassays were conducted to define the experimental concentration of the As₂O₃ to use in the experiments.

A standard bioassay of population growth inhibition of the microalga *P. subcapitata* was conducted for 96 h, following the guidelines described by OECD (2011), and an acute toxicity bioassay was conducted with the rotifer *B. calyciflorus*, following ASTM (1991). From that data, 50 % reduction of population growth (EC50) and 50 % lethal concentration (LC50) were estimated for the microalga and rotifer, respectively.

Induction of sexual reproduction by crowding cues

Life table experiments were conducted to assess the effect of population density on the production of sexual females of *B. calyciflorus*. Two combined factors were studied:

crowding cue level, which was established by rotifer density in the culture and food concentration. Five nominal crowding levels were tested by monitoring cultures started with single females confined in controlled volumes. Culture volumes were 50 mL, 200 μL, 100 μL, 50 μL and 25 μL, thus experimental densities were 0.002, 5, 10, 20 and 40 ind mL⁻¹. A density of 0.002 was considered as a control, assuming a negligible effect of this density on mixis. Food concentrations were 0.5×10^6 cells mL⁻¹ (low) and 2.5×10^6 cells mL⁻¹ (high). Ten females and their asexual descendants were used for each of the 10 (five crowding levels \times two food concentrations) experimental combinations. Experimental cultures started with a neonate (<6-h old) female, which was checked daily. These individuals were our P generation. According to their first offspring, they were classified as sexual or asexual; the latter were monitored until death and their offspring were collected daily, being our F₁ generation. The procedure used for P, was repeated for F₁, F₂ and F₃, except that in F₃ monitoring ended after classifying the females as sexual or asexual. Therefore, mixis ratio (proportion of sexual females over all females) was measured over four successive generations. When we refer to the mixis ratio of a given generation we mean the proportion computed after classifying the females in that generation, i.e., the proportion produced by the previous generation. Statistical analysis was performed by factorial ANOVA and Student–Newman–Keuls (SNK) for multiple comparisons, repeated for the different generations. This experiment was used to estimate a population density that, even though relatively low, is able to induce sexual reproduction. To discount dependence within each lineage used in this experiment, we computed correlations between mixis ratios in F₂ and F₃ within-experimental combinations. These two generations were chosen because we obtained a high number of replicates with sexual reproduction. For this correlation, variates were mixis ratio in F₂ and average mixis ratio for the asexual daughters in F₃. Cases with no sexual females in both generations were discarded.

Effect of arsenic on diapause eggs production and quality in mass cultures

The experiment was conducted with two factors: arsenic addition (with/without) and food level (low and high, as above), with five replicates per experimental combination. Arsenic was added at 20 μg L⁻¹ and the actual concentration of As³⁺ in the medium was estimated using HG-AAS (Anthemidis et al. 2005). Cultures were initiated at a density of 0.4 ind mL⁻¹ to allow the exponential growth of the experimental populations. Each culture was initiated with 100 rotifer neonates in 250 mL of medium previously conditioned with crowding cue, prepared as follows.

Conditioned medium with crowding cue was prepared every day by culturing *B. calyciflorus* at a fixed density. The rotifer population density used to prepare the crowding cue was established from the results obtained from the experiment described above. After 24 h individuals were filtered out and the medium was membrane-filtered (0.45 μm), pH adjusted to 7.5 ± 0.1 and used as medium in the experiments. Conditioned medium was used to expose the cultures to mixis-inducing signal in all treatments from the beginning of the experiments. Rotifer density in the experimental cultures was assessed daily, either by exhaustive counting or by counting three to four 10 mL samples. Additionally, diapausing eggs were counted and removed from the container daily. Rotifers were transferred to new jars containing fresh medium with the corresponding experimental condition. Diapausing eggs were stored at 4 °C in darkness. Cultures were finished at day 18th, when constant or declining density was commonly observed. Instantaneous growth rate r (per day) was estimated as the slope of the curve $\ln N_t$ versus time in the exponential growth phase. The exponential growth phase was determined based on the highest determination coefficient of $\ln N_t$ vs time. Effects on r were tested using two-way ANOVA, after verifying parametric assumptions, and the Holm-Sidak post hoc test. Two-way ANOVAs were used to test the effects of the experimental conditions on (1) the day diapausing egg production began, which was conservatively defined as the time for 5 % of the accumulative production of diapausing eggs, (2) total production of diapausing eggs through the course of the experimental time course, and (3) per capita diapausing egg production integrated over time. Additionally, the concentration of As^{3+} was measured by HG-AAS in dried rotifer samples obtained by filtering rotifer cultures. Samples of dry rotifer biomass were previously digested with 2 mL 67 % HNO_3 (Merck, Suprapure) and 0.6 mL 30 % H_2O_2 (Merck, Suprapure) in a PTFE vessel in a closed microwave device at 200 °C for 70 min. After evaporation of excess acid in the same microwave system, the resulting solution was filtered with Whatman 42 paper and transferred to a volumetric flask (10 mL). To diluted samples was added 10 mL of KI and 10 mL of concentrated HCl and allowed to stand for 20 min. Finally, it was up to volume with supra-pure water. Additionally, arsenic standards of 1, 5 and 10 $\mu\text{g L}^{-1}$ were prepared, which were treated equally with KI and HCl. The curve was verified by reading a control sample of 3 $\mu\text{g L}^{-1}$ and reading a certified reference material of known concentration was performed (368 $\mu\text{g L}^{-1}$). These measurements were made for the high food concentration cultures with arsenic added and the corresponding control. Samples were collected from vessels exposed for 2 days to the corresponding treatment

(second day of experiment) and at the end of the experimental period after several generations exposed to treatments (18th day of the experiment).

Diapausing eggs obtained were classified from I to III in increasing deterioration state according to their viability-related features, as the proportion of egg occupied by the embryo and the integrity of protective covers (García-Roger et al. 2005). After scoring the eggs, hatching was induced by placing healthy (type I and II) eggs into 96-multiwell dishes with 200 μL of COMBO medium and incubating at 25 °C under constant white fluorescent illumination ($150\text{--}170 \mu\text{mol quanta m}^{-2} \text{s}^{-1}$) for up to 7 days. Dishes were checked every 24 h for hatchlings. Generalized linear models (GLM) were implemented in R v.3.2.2 statistical software (R Core Team 2015) and used for data analysis. The Poisson distribution and log link function were used for diapausing egg production, with arsenic, food and egg type as factors; the binomial distribution and logit link function were used for hatching proportion, with arsenic and food as factors.

Effect of arsenic on mixis ratio by brood

A life-table experiment was performed to assess variation of mixis ratio with maternal age in response to two factors: arsenic addition (with/without) \times food level (low/high), with five replicates (females). Factor levels were as in previous experiments. Successive generations were monitored with the same procedure described above for the experiment on crowding cues, with cultures performed in wells of multiwell plates with 30 μL of COMBO medium, at the rather low density able to induce mixis, estimated in the experiment above. For each birth observed, mother age was recorded as 'brood' order, where brood means the set of offspring produced in the same day. Broods were numbered according to the days after mother maturity. Generalized linear models (GLM) (R Core Team 2015) with binomial distribution and logit link function were used for each generation obtained.

Results

Preliminary bioassays

The LC50 of As_2O_3 for *B. calyciflorus* was estimated as $44.5 \pm 2.2 \mu\text{g L}^{-1}$ and EC50 for the microalga *P. subcapitata* growth was $370 \pm 50 \mu\text{g L}^{-1}$. Because a concentration 20 $\mu\text{g L}^{-1}$ As_2O_3 did not produce significant mortality of rotifers (Fig. 1), in further experiments the nominal toxicant concentration used was 20 $\mu\text{g L}^{-1}$ As_2O_3 , as a sub-lethal concentration.

Induction of sexual reproduction by crowding cues

Correlation between mixis ratios in F₂ and F₃ within-experimental combinations was low and negative ($r = 0.155$; $t = 1.55$; $d.f. = 129$; $p < 0.05$). As no evidence of dependence between mother and offspring mixis ratios was observed, we used ANOVAs to analyze data in all experimental generations. In factorial ANOVA significant differences were found between mixis ratios obtained for different crowding levels were found for the F₁. Differences in mixis ratios were caused by crowding and food levels for the F₂, and F₃ (see results summarized in Table 1a). A significant increase in the mixis ratio was found when *B. calyciflorus* was exposed to crowding cues produced by 10 ind mL⁻¹ and higher levels, regardless of the food concentration tested. This effect was observed in the F₂ and in F₃ (see results summarized in Table 1b). To guarantee an effective crowding cue regardless food level, experimental density to induce mixis was fixed at 30 ind mL⁻¹ in the following experiments (Fig. 2).

Effect of arsenic on diapause eggs production in mass cultures

HG-AAS showed that As³⁺ concentration in the medium corresponding to a nominal concentration of 20 µg L⁻¹ was 18.7 µg L⁻¹ ± 0.2 (mean ± SD) averaged over time for the 10 samples to which arsenic was added. Arsenic slightly decreased population growth rate at high food level. Conversely, at low food concentrations a significantly higher growth rate than in control condition was obtained, showing an interaction between factors (Table 2, two-way ANOVA, $d.f. = 1, 16, F = 987.37, p < 0.001$). In the cultures where arsenic was added, after 2 days the arsenic concentration in rotifers was of 9.52 ppb (in 43 mg of rotifer sample), while after 18 days this value was

Table 1 Resume of significant results obtained in (a) factorial ANOVAs on mixis ratio of *Brachionus calyciflorus* in generations F₁, F₂, and F₃ and (b) Student–Newman–Keuls analysis method for multiple comparisons by crowding level factor in generations F₂ and F₃

(a) Source of variation	d.f.	F	p
F₁			
Crowding level	4, 40	3.8	0.01
F₂			
Food level	1, 40	6.8	0.013
Crowding level	4, 40	36.5	<0.001
F₃			
Food level	1, 40	12.7	<0.001
Crowding level	4, 40	28.1	<0.001
(b) Crowding level	q	p	
F₂			
10 ind mL ⁻¹	6.1	<0.001	
20 ind mL ⁻¹	9.8	<0.001	
40 ind mL ⁻¹	14.4	<0.001	
F₃			
10 ind mL ⁻¹	5.1	0.002	
20 ind mL ⁻¹	9.1	<0.001	
40 ind mL ⁻¹	12.6	<0.001	

279 ppb (in 121 mg of rotifer sample), which was approximately 30 times the initial value. The corresponding values for rotifers in control cultures were 0.018 ppb (in 88 mg of rotifer sample) and 0.025 ppb (in 230 mg of rotifer sample).

Diapausing egg production was significantly greater and earlier than the control at low food level, while at high levels of food were no differences caused by arsenic, although a delay in the beginning of diapausing egg production was observed when the toxicant was present (Table 3). This is reflected by significant interaction effects on the initiation of diapausing egg production (two-way ANOVA, $d.f. = 1, 16, F = 25.0, p < 0.001$) and on total production of diapausing eggs (two-way ANOVA, $d.f. = 1, 16, F = 38.2, p < 0.001$). A delayed investment was obtained without toxicant and low food availability. Total production of diapausing eggs of investment was significantly greater in the treatment with arsenic and low food than in all other treatments (Table 3). Figure 3 shows per capita diapausing egg production. Consistently with the pattern detected by the ANOVA on the initiation of diapausing egg production and total diapausing egg production, the treatment with arsenic caused a much higher per capita investment in diapause (two-way ANOVA, $d.f. = 1, 16, F = 26.7, p < 0.001$).

The quality of eggs produced depended on the mother's environment. Regardless of food level, without arsenic

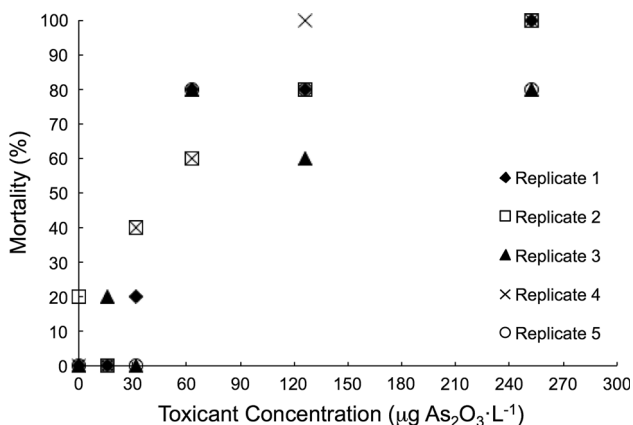


Fig. 1 Concentration–response curve of As₂O₃ on *B. calyciflorus* mortality (%). Replicates are shown separately

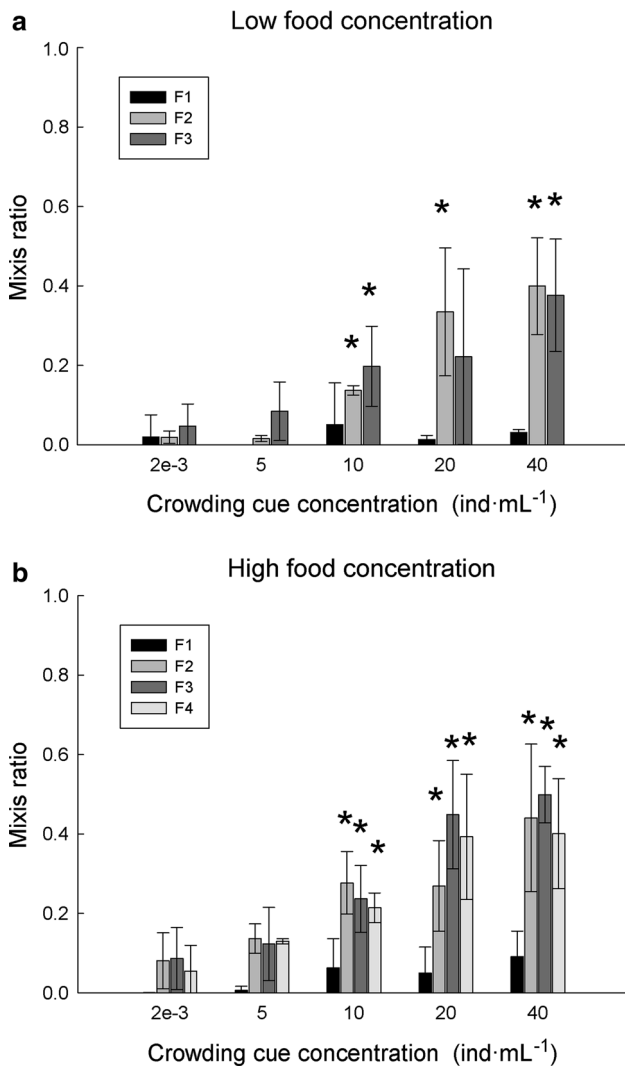


Fig. 2 Mixis ratio of *B. calyciflorus* over generations at **a** low food level, 0.5×10^6 cells *P. subcapitata* mL⁻¹, and **b** high food level, 2.5×10^6 cells *P. subcapitata* mL⁻¹, produced in a gradient of conspecific crowding cues (mean \pm 95 % CI). Asterisks show differences relative to control

addition the highest quality eggs (type I) were produced in greater proportion, while with toxicant and low food mostly poor quality eggs (type III) were produced (Fig. 4). Consistently, according to the GLM analysis the

Table 2 Daily population growth rates (mean \pm 95 % CI) and hatching success (% \pm 95 % CI) of diapausing eggs produced of rotifer *Brachionus calyciflorus* exposed to As₂O₃ at 20 mg L⁻¹ and at

Food concentration	Arsenic	Population growth rate \pm 95 % CI (d ⁻¹)	Hatching success (% \pm 95 % CI)
Low	Not added	0.33 \pm 0.01	66 \pm 16
	Added	0.788 \pm 0.004	40 \pm 4
High	Not added	0.91 \pm 0.03	85 \pm 10
	Added	0.876 \pm 0.01	61 \pm 1

production of the different egg types depended on arsenic addition ('egg type \times arsenic addition' interaction; Chi square $p < 0.001$) and on food level ('egg type \times food level' interaction; Chi square $p < 0.001$).

Finally, according to the GLM analysis the hatching success was dependent on arsenic addition (Chi square $p < 0.001$) and food concentration (Chi square $p < 0.001$). Higher hatching success was observed in eggs produced in toxicant-free medium, regardless of whether there was low (t test, $t = 3.175$, d.f. = 4, $p < 0.005$) or high food level (t -test, $t = 4.791$, d.f. = 4, $p = 0.009$) (Table 2).

Effect of arsenic on mixis ratio by brood

Sexual offspring were not obtained in F₁ generation. The results showed an effect of food (GLM, Chi square $p = 0.01$) and arsenic (GLM, Chi square $p < 0.001$) on mixis produced by the F₂. Mixis ratio produced by the F₃ depended on food (GLM, Chi square $p = 0.001$) and on the interaction of factors (Chi square $p < 0.01$). Although arsenic addition produced a tendency to increase the mixis ratio in the intermediate and last broods of the F₂, the effects were not significant between broods in either generation (Fig. 5).

Discussion

Addition of sublethal concentrations of arsenic modified the pattern of diapausing egg production observed in the rotifer *B. calyciflorus*. Regardless of food availability, with arsenic addition investment in diapausing eggs peaked earlier and higher than in non-toxicant conditions. This might be considered as an escape strategy in response to risky conditions imposed by increased toxicity. Nevertheless, the eggs produced in large amount in medium with arsenic were mostly low quality, as shown by their morphological type; in addition, the apparently healthy eggs had lower hatching success. Thus, arsenic had a physiological cost with detrimental effect on a fitness component, i.e., egg quality. In cyclical parthenogenetic organisms where sex is associated with diapause, as in monogonont

low (0.5×10^6 cells mL⁻¹) and high (2.5×10^6 cells mL⁻¹) density of *Pseudokirchneriella subcapitata* as food

Table 3 Starting of the diapausing egg production and total diapausing egg production by *B. calyciflorus* exposed to medium control and with As₂O₃ (20 μg L⁻¹), with low (0.5 × 10⁶ cells mL⁻¹) and high

(2.5 × 10⁶ cells mL⁻¹) density of microalga *P. subcapitata* as food. Mean values ± 95 % CI are shown

Food concentration	Arsenic	Starting of the diapausing egg production (d)	Total diapausing egg production (L ⁻¹)
Low	Not added	8 ± 1.1	50.2 ± 5.7
	Added	3.2 ± 0.4	195 ± 14.5
High	Not added	5.8 ± 0.4	117.4 ± 6.5
	Added	7.6 ± 2.3	110.4 ± 25.1

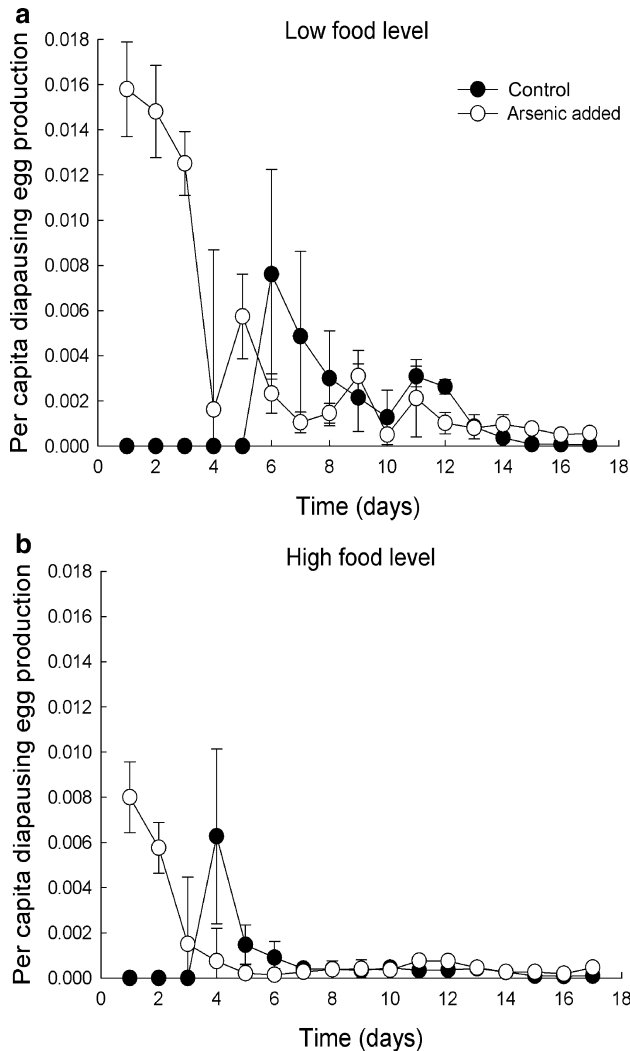


Fig. 3 Dynamics of per capita diapausing egg production (mean ± 95 % CI) by *B. calyciflorus* in cultures with arsenic addition and control without arsenic added. **a** In low food level, 0.5 × 10⁶ cells *P. subcapitata* mL⁻¹, and **b** high food level, 2.5 × 10⁶ cells *P. subcapitata* mL⁻¹

rotifers, a trade-off exists between fast clonal proliferation of the current population (short-term growth) and population persistence through diapausing eggs produced sexually

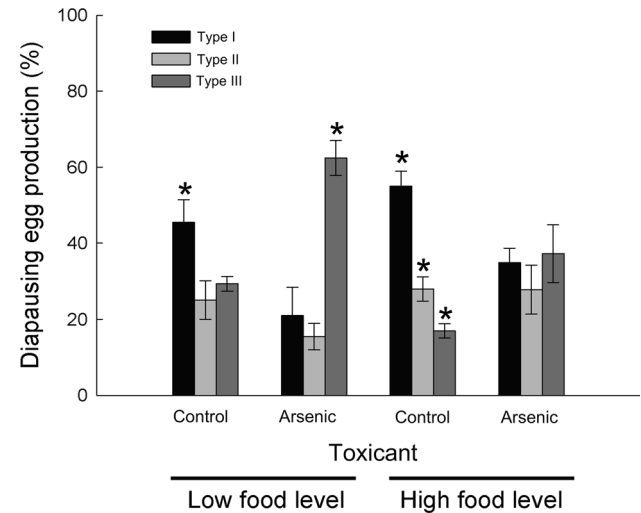


Fig. 4 Percentage of diapausing eggs, categorized by deterioration state (I–III), produced by *B. calyciflorus* in cultures combining: (1) with arsenic added, and a control without arsenic added, and (2) two food levels: low (0.5 × 10⁶ cells *P. subcapitata* mL⁻¹) and high (2.5 × 10⁶ cells *P. subcapitata* mL⁻¹). Asterisks show significant differences between egg types

(long-term persistence; Serra and Snell 2009; Gilbert and Schröder 2004). Frequently, not all individuals of a clone are involved in diapausing egg production (Fussmann et al. 2007), nor do all diapausing eggs leave diapause when suitable conditions in the water column resume, so that diapause is under bet-hedging strategies to spread risk. Local conditions are expected to drive the fine-tuning of the optimal strategy for this trade-off. Thus, the question arises whether the pattern of investment in diapause observed in our experiments is optimum in an environment with arsenic, or if rather arsenic presence in water bodies disturbs the optimal allocation of offspring going into diapause. Heavy metal concentration in general and arsenic concentration in particular, may produce selective pressure on rotifer populations, as has been suggested from *Daphnia* egg banks in historically metal polluted sediments (Rogalski 2015). First, volcanic, geothermal activity, in conjunction with evapo-concentration in arid zones should have an effect on environmental concentration of arsenic;

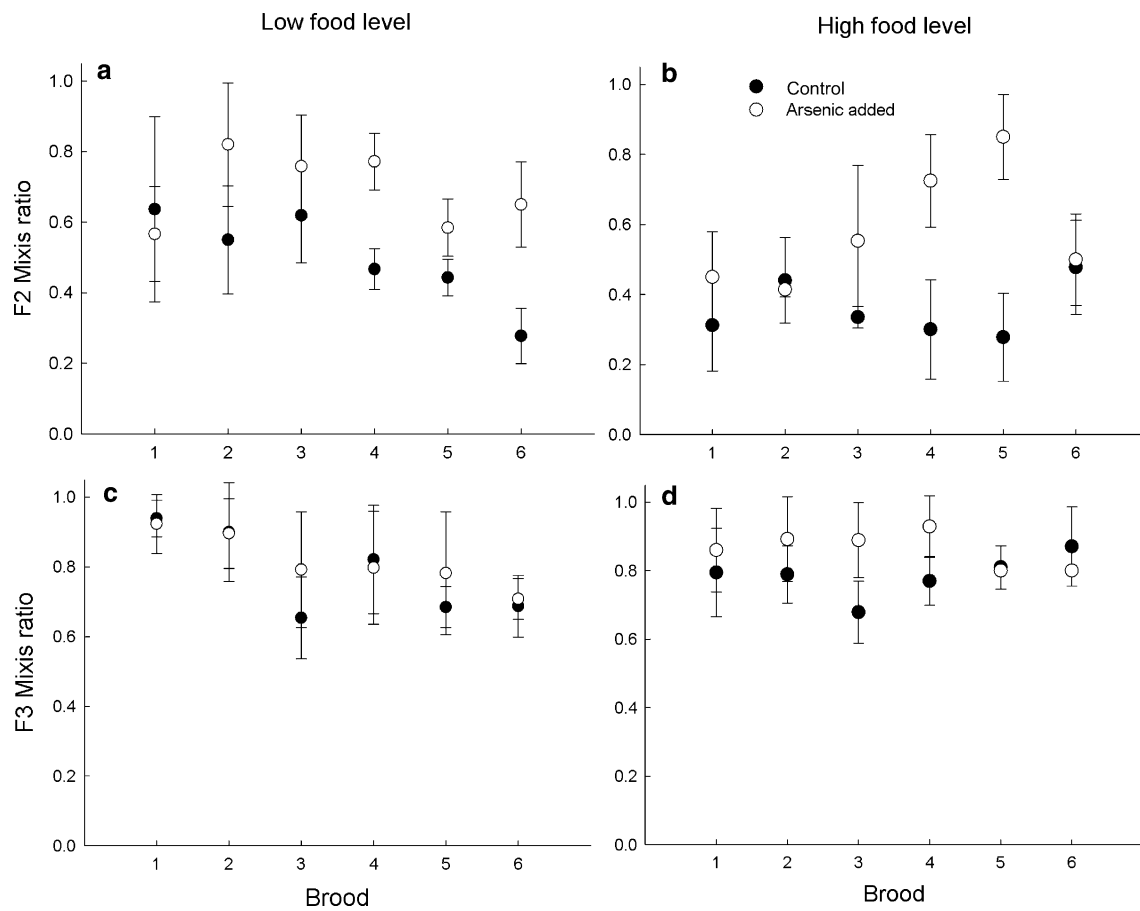


Fig. 5 Mixis ratio of *B. calyciflorus* produced in successive broods at **a**, **c** low food level (0.5×10^6 cells *P. subcapitata* mL⁻¹), and **b**, **d** high food level (2.5×10^6 cells *P. subcapitata* mL⁻¹) with arsenic

added, and a control without arsenic added (mean \pm 95 % CI). Upper row, F₂ generation; lower row, F₃ generation

second, the mining industry has been developed since the XIX century in the region (Dittmar 2004; Salvarredy-Aranguren et al. 2008). As cyclically parthenogenetic zooplankters evolve rapidly (Fussmann 2011; Declerck et al. 2015), it is plausible to conjecture adaptation of diapause stage production patterns under high heavy metal fluctuations. High heavy metal concentrations are known to affect the rotifer community (Cecchine and Snell 1999; Weisse et al. 2013). Additionally, the diapause pattern observed in different organisms as response to arsenic might be a general response to stressors (Aruda et al. 2011). Nevertheless, a full assessment of fitness including the performance of individuals hatched from surviving eggs would be required to get further insight on this question.

Our results suggest that sexual investment initiated by crowding could be enhanced in highly stressed environmental conditions. Previous research has highlighted the ecological and evolutionary relevance of the responsiveness of rotifers to environmental hazard cues. Behavioral (Gilbert 2014) and morphological (Aránguiz-Acuña et al. 2010) responses in *Brachionus* rotifers are expressed

earlier in conditions of increased predation risk. In the case of sexual reproduction, optimal timing of initiation is likely dependent on several factors, such as habitat deterioration (e.g. Serra and Carmona 1993; Carmona et al. 1993), resource demand (Snell and Boyer 1988; Serra and King 1999) and male–female encounters (Snell and Garman 1986). Sex initiation is density-dependent in the genus *Brachionus*, triggered by a threshold concentration of infochemical released by the organisms themselves. The chemical environment may affect the ability of individuals to detect or to respond to the infochemicals of ecological relevance. This phenomenon, known as info-disruption, has been observed in the inhibition or inappropriate induction of morphological defenses in zooplankton groups (Hanazato 1996; Sakamoto et al. 2006). Although our results do not demonstrate directly a displacement of the density threshold for sex induction, they showed a response in the timing of sex initiation, associated with the presence of arsenic in the medium.

Diapausing egg quality, measured as embryo size within the egg and hatchability, has been linked to biotic and

abiotic factors in *Brachionus*. Higher hatching success has been observed in diapausing eggs produced both under optimal salinity (Gabaldón et al. 2015)—i.e. favorable conditions—and under an interspecific competition scenario during their production (Aránguiz-Acuña et al. 2015)—i.e. unfavorable conditions. These contrasting results stress that an adverse condition can result in either a low quality of diapausing eggs, as a trivial effect of bad conditions, or in an effort to produce high quality eggs as an escape response towards the future, likely with better conditions. Although our results point to the former scenario, greater production of eggs with addition of arsenic suggests a resource allocation effort to diapause, i.e. to long-term survival.

Previously, effects of pesticides and sedimentary metals have been observed on development and hatching success of the diapausing eggs of cladocerans *Daphnia* (Navis et al. 2013, 2015; Rogalski 2015). Additionally, a field study showed metals were accumulated by *Daphnia ephippia* (Wyn et al. 2007). These antecedents suggest that toxicants are incorporated to diapausing stages from the medium, and that even though diapausing stages facilitate the survival of aquatic organisms under extreme conditions due to suppressed metabolism, there is contradictory evidence about the resistance to toxic agents in zooplankton embryonic development when embryos are still inside protective membranes. While Alekseev et al. (2010) showed great capability of diapausing eggs to resist severe pollution events in several zooplankton groups, Navis et al. (2015) suggested that the cladoceran ephippium offers limited protection against pesticides dissolved in the medium. Moreover, pesticide bioconcentration in the eggs increases with exposure time during the embryonic development (Navis et al. 2015). Although we could not assess the concentration of arsenic in the diapausing eggs, we observed a very high accumulation of toxicant in organisms exposed to constant arsenic concentration after several generations. Alvarado-Flores et al. (2012) found high and fast deposits of granules of Pb in the mastax and, most relevant, in the vitellarium of *B. calyciflorus* experimentally exposed to that metal. Thus it can be proposed that arsenic accumulates transgenerationally not only in females, but also in diapausing eggs, and thus accumulative effects of mothers exposed to metals in the environment may play a role in the hatching success and in the hatchlings performance (Rogalski 2015).

Sensitivity to arsenic, measured through LC50 assessment, was in the range observed in rotifers exposed to heavy metals such as Cd and Pb (Arias-Almeida and Rico-Martínez 2011). Although our study was focused on arsenic, at concentrations currently occurring in some natural ponds (Pell et al. 2013), most likely these animals are not exposed to a single heavy metal, which may

influence in the rotifer response to these toxicants (Jara and Aránguiz-Acuña 2013). Ríos-Arana et al. (2005) showed contrasting effects on induction of heat shock protein HSP60 by the rotifer *Platyonus patulus* when was exposed to arsenic alone and to arsenic mixed with other heavy metals. They, concluded that rotifer response depends on the type and number of elements present in the medium. Therefore, responses observed in this study could be considered as informative for future evaluations, in which complex experimental conditions or field conditions could be included.

B. calyciflorus reached higher population growth than in the control condition under unfavorable experimental conditions, i.e. low food and toxicant added. Density-dependent compensation has been observed in previous toxicity assays, which would buffer negative effect of toxicants (Forbes et al. 2001; Barata et al. 2002), and even results in a positive synergistic impact on growth rate (Raimondo 2013). The phenomenon of hormesis has been frequently invoked, by which an organism's performance is stimulated at low levels of exposure to agents that are toxic at high levels (Forbes 2000). This argument has already been used to explain the response of high growth rates (Moreira et al. 2015) and other beneficial behavioral traits (Chen et al. 2014) in rotifers exposed to low concentrations of toxicants. Regardless of the mechanisms driving this trend, our results suggest that significant toxicological effects may be observed in parameters related to the production and quality of diapausing eggs, although gross endpoints, such as population growth rate, are insensitive to toxicants. In rotifers there is broad evidence that the sexual phase can be more sensitive to environmental conditions, specifically exposure to toxicants, than the asexual phase (Snell and Carmona 1995; Snell et al. 1999; Preston and Snell 2001; Marcial et al. 2005). Our results are in agreement with those antecedents, but in addition this study provides interesting information about the adaptive value of the diapause strategy against adverse conditions. Therefore, our results suggest that attributes involved in diapause should be progressively considered in ecotoxicological assessment and as environmental markers (Wyn et al. 2007) over different temporal scales because of its ecological and evolutionary implications on lake biodiversity.

Acknowledgments This study was supported by FONDECYT Grant 11130653 to A. A.-A. The authors thank to Pablo Pérez and undergraduate students Jazmín Hidalgo, Noelia Álvarez and Ana de la Fuente for their technical assistance in the laboratory.

Compliance with ethical standards

Conflict of interest The authors declare that they have no conflict of interest

References

- Acuña P, Vila I, Marín VH (2008) Short-term responses of phytoplankton to nutrient enrichment and planktivorous fish predation in a temperate South American mesotrophic reservoir. *Hydrobiologia* 600:131–138
- Alekseev V, Makrushin A, Hwang JS (2010) Does the survivorship of activated resting stages in toxic environments provide cues for ballast water treatment? *Mar Pollut Bull* 61:254–258
- Alvarado-Flores J, Rico-Martínez R, Ventura-Juárez J, Silva-Briano M, Rubio-Franchini I (2012) Bioconcentration and localization of lead in the freshwater rotifer *Brachionus calyciflorus* Pallas 1677 (Rotifera: Monogononta). *Aquat Toxicol* 109:127–132
- Anthemidis AN, Zachariadis GA, Stratis JA (2005) Determination of arsenic(III) and total inorganic arsenic in water samples using an on-line sequential insertion system and hydride generation atomic absorption spectrometry. *Anal Chim Acta* 547:237–242
- Aránguiz-Acuña A, Ramos-Jiliberto R, Nandini S, Sarma SSS, Bustamante RO, Toledo V (2010) Benefits, costs and reactivity of inducible defences: an experimental test with rotifers. *Freshw Biol* 55:2114–2122
- Aránguiz-Acuña A, Ramos-Jiliberto R, Serra M (2015) Zooplankton competition promotes trade-offs affecting diapause in rotifers. *Oecologia* 177:273–279
- Arias-Almeida JC, Rico-Martínez R (2011) Toxicity of Cadmium, Lead, Mercury and Methyl Parathion on *Euchlanis dilatata* Ehrenberg 1832 (Rotifera: Monogononta). *Bull Environ Contam Toxicol* 87:138–142
- Aruda A, Baumgartner MF, Reitzel AM, Tarrant AM (2011) Heat shock protein expression during stress and diapause in the marine copepod *Calanus finmarchicus*. *J Insect Physiol* 57:665–675
- ASTM (1991) A standard practice for performing acute toxicity tests using rotifers in the genus *Brachionus*. *Am Soc Test Mater* 11(4):1210–1216
- Barata C, Baird DJ, Mitchell SE, Soares AMVM (2002) Among- and within-population variability in tolerance to cadmium stress in natural populations of *Daphnia magna*: implications for ecological risk assessment. *Environ Toxicol Chem* 21:1058–1064
- Borowitzka MA, Borowitzka LJ (1988) Micro-algal biotechnology. Cambridge University Press, Cambridge
- Cáceres C (1997) Temporal variation, dormancy, and coexistence: a field test of the storage effect. *Ecology* 94:9171–9175
- Cáceres CE, Tessier AJ (2004) To sink or swim: variable diapause strategies among *Daphnia* species. *Limnol Oceanogr* 49:1333–1340
- Carmona MJ, Serra M, Miracle MR (1993) Relationships between mixis in *Brachionus plicatilis* and preconditioning of culture medium by crowding. *Hydrobiologia* 255(256):145–152
- Carmona MJ, Serra M, Miracle MR (1994) Effect of population density and genotype on life-history traits in the rotifer *Brachionus plicatilis* O.F Müller. *J Exp Mar Biol Ecol* 182:223–235
- Cecchine G, Snell TW (1999) Toxicant exposure increases threshold food levels in freshwater rotifer populations. *Environ Toxicol* 14:523–530
- Chen CY, Stemberger RS, Klaue B, Blum JD, Pickhardt PC, Folt CL (2000) Accumulation of heavy metals in food web components across a gradient of lakes. *Limnol Oceanogr* 45:1525–1536
- Chen J, Wang Z, Li G, Guo R (2014) The swimming speed alteration of two freshwater rotifers *Brachionus calyciflorus* and *Asplanchna brightwelli* under dimethoate stress. *Chemosphere* 95:256–260
- Chesson P, Warner R (1981) Environmental variability promotes coexistence in lottery competitive systems. *Am Nat* 117(6):923–943
- Claps MC, Gabellone NA, Benítez HH (2011) Seasonal changes in the vertical distribution of rotifers in a eutrophic shallow lake with contrasting states of clear and turbid water. *Zool Stud* 50(4):454–465
- Dahms HU, Hagiwara A, Lee JS (2011) Ecotoxicology, ecophysiology, and mechanistic studies with rotifers. *Aquat Toxicol* 101:1–12
- Declerck SA, Malo AR, Diehl S, Waasdorp D, Lemmen KD, Proios K, Papakostas S (2015) Rapid adaptation of herbivore consumers to nutrient limitation: eco-evolutionary feedbacks to population demography and resource control. *Ecol Lett* 18:553–562
- Díaz-Palma P, Stegen S, Queirolo F, Arias D, Araya S (2012) Biochemical profile of halophilous microalgae strains from high-andean extreme ecosystems (NE-Chile) using methodological validation approaches. *J Biosci Bioeng* 113:730–736
- Dittmar T (2004) Hydrochemical process controlling arsenic and heavy metal contamination in the Elqui river system (Chile). *Sci Total Environ* 325:193–207
- Fernández-González MA, González-Barrientos J, Carter MJ, Ramos-Jiliberto R (2011) Parent-to-offspring transfer of sublethal effects of copper exposure: metabolic rate and life-history traits of *Daphnia*. *Rev Chil Hist Nat* 84:195–201
- Forbes VE (2000) Is hormesis an evolutionary expectation? *Funct Ecol* 14:12–24
- Forbes VE, Sibly RM, Calow P (2001) Toxicant impacts on density-limited populations: a critical review of theory, practice, and results. *Ecol Appl* 11:1249–1257
- Fussmann GF (2011) Rotifers: excellent subjects for the study of macro- and microevolutionary change. *Hydrobiologia* 662:11–18
- Fussmann GF, Kramer G, Labib M (2007) Incomplete induction of mixis in *Brachionus calyciflorus*: patterns of reproduction at the individual level. *Hydrobiologia* 593:111–119
- Gabaldón C, Serra M, Carmona MJ, Montero-Pau J (2015) Life-history traits, abiotic environment and coexistence: the case of two cryptic rotifer species. *J Exp Mar Biol Ecol* 465:142–152
- García-Roger EM, Carmona MJ, Serra M (2005) Deterioration patterns in diapausing egg banks of *Brachionus* (Müller, 1786) rotifer species. *J Exp Mar Biol Ecol* 314:149–161
- García-Roger EM, Carmona MJ, Serra M (2006) Patterns in rotifer diapausing egg banks: density and viability. *J Exp Mar Biol Ecol* 336:198–210
- García-Roger EM, Serra M, Carmona MJ (2014) Bet-hedging in diapausing egg hatching of temporary rotifer populations—a review of models and new insights. *Int Rev Hydrobiol* 99:96–106
- Gilbert JJ (1963) Mictic female production in the rotifer *Brachionus calyciflorus*. *J Exp Zool* 153:113–124
- Gilbert JJ (2003) Specificity of crowding response that induce sexuality in the rotifer *Brachionus*. *Limnol Oceanogr* 48:1297–1303
- Gilbert JJ (2014) Morphological and behavioral responses of a rotifer to the predator *Asplanchna*. *J Plankton Res* 36:1576–1584
- Gilbert JJ, Schröder T (2004) Rotifers from diapausing, fertilized eggs: unique features and emergence. *Limnol Oceanogr* 49:1341–1354
- Gustafsson S, Rengefors K, Hansson LA (2005) Increased consumer fitness following transfer of toxin tolerance to offspring via maternal effects. *Ecology* 86:2561–2567
- Hanzato T (1996) Combined effects of food shortage and oxygen deficiency on life history characteristics and filter screens of *Daphnia*. *J Plankton Res* 18:757–765
- Jara O, Aránguiz-Acuña A (2013) Effects of indirect toxicity of interacting Cd–Zn in a planktonic marine system. *Aquat Biol* 19:19–28

- Kilham SS, Kreeger DA, Lynn SG et al (1998) COMBO: a defined freshwater culture medium for algae and zooplankton. *Hydrobiologia* 377:147–159
- Kotani T, Ozaki M, Matsuoka K, Snell TW, Hagiwara A (2001) Reproductive isolation among geographically and temporally isolated marine *Brachionus* strains. *Hydrobiologia* 446(447):283–290
- Kutikova LA, Fernando CH (1995) *Brachionus calyciflorus* Pallas (Rotatoria) in inland waters of tropical latitudes. *Int Rev Gesamten Hydrobiol* 80:429–441
- Laurent B, Marticorena B, Bergametti G, León JF, Mahowald NM (2008) Modeling mineral dust emissions from the Sahara desert using new surface properties and soil database. *J Geophys Res* 113:D14218
- Lennon JT, Jones SE (2011) Microbial seed banks: the ecological and evolutionary implications of dormancy. *Nature* 9:119–130
- Marcial H, Hagiwara A, Snell T (2005) Effect of some pesticides on reproduction of rotifer *Brachionus plicatilis* Muller. *Hydrobiologia* 546:569–575
- Marcus NH, Lutz R, Burnett W, Cable P (1994) Age, viability and vertical distribution of zooplankton resting eggs from an anoxic basin: evidence of an egg bank. *Limnol Oceanogr* 39:154–158
- Marshall DJ (2008) Transgenerational plasticity in the sea: context-dependent maternal effects across the life history. *Ecology* 89:418–427
- Massarin S, Alonzo F, Garcia-Sanchez L, Gilbin R, Garnier-Laplace J, Poggiale JC (2010) Effects of chronic uranium exposure on life history and physiology of *Daphnia magna* over three successive generations. *Aquat Toxicol* 99:309–319
- Moreira RA, da Silva Mansano A, Rocha O (2015) The toxicity of carbofuran to the freshwater rotifer, *Philodina roseola*. *Ecotoxicology* 24:604–615
- Naujokas M, Anderson B, Ahsan H, Aposhian HV, Graziano JH, Thompson C, Suk WA (2013) The broad scope of health effects from chronic arsenic exposure: update on a worldwide public health problem. *Environ Health Perspect* 121(295):302
- Navis S, Waterkeyn A, Voet T, De Meester L, Brendonck L (2013) Pesticide exposure impacts not only hatching of dormant eggs, but also hatching survival and performance in the water flea *Daphnia magna*. *Ecotoxicology* 22:803–814
- Navis S, Waterkeyn A, Putman A, De Meester L, Vanermen G, Brendonck L (2015) Timing matters: sensitivity of *Daphnia magna* dormant eggs to fenoxycarb exposure depends on embryonic developmental stage. *Aquat Toxicol* 159:176–183
- OECD (2011) Test no. 201: freshwater alga and cyanobacteria, growth inhibition test. OECD Guidelines for the Testing of Chemicals, Section 2, Paris
- Oyanedel JP, Vega-Retter C, Scott S, Hinojosa LF, Ramos-Jiliberto R (2008) Finding patterns of distribution for freshwater phytoplankton, zooplankton and fish, by means of parsimony analysis of endemism. *Rev Chil Hist Nat* 81:185–203
- Pell A, Márquez A, López-Sánchez JF, Rubio R, Barbero M, Stegen S, Queirolo F, Díaz-Palma P (2013) Occurrence of arsenic species in algae and freshwater plants of an extreme arid region in northern Chile, the Loa River Basin. *Chemosphere* 90:556–564
- Preston BL, Snell TW (2001) Direct and indirect effects of sublethal toxicant exposure on population dynamics of freshwater rotifers: a modeling approach. *Aquat Toxicol* 52:87–99
- Preston BL, Snell TW, Robertson TL, Dingmann BJ (2000) Use of freshwater rotifer *Brachionus calyciflorus* in screening assay for potential endocrine disruptors. *Environ Toxicol Chem* 12:2923–2928
- Queirolo F, Stegen S, Mondaca J, Cortés R, Rojas R, Contreras C, Munoz L, Schwuger MJ, Ostapczuk P (2000) Total arsenic, lead, cadmium, copper, and zinc in some salt rivers in the northern Andes of Antofagasta, Chile. *Sci Total Environ* 255:85–95
- Radix P, Severin G, Schramm KW, Kettrup A (2002) Reproduction of *Brachionus calyciflorus* (rotifer) for the screening of environmental endocrine disruptors. *Chemosphere* 47:1097–1101
- Raimondo S (2013) Density dependent functional forms drive compensation in populations exposed to stressors. *Ecol Model* 265:149–157
- Relyea R, Hoverman J (2006) Assessing the ecology in ecotoxicology: a review and synthesis in freshwater systems. *Ecol Lett* 9:1157–1171
- Ríos-Arana JV, Gardea-Torresdey JL, Webb R, Walsh EJ (2005) Heat shock protein 60 (HSP60) response of *Platyonus patulus* (Rotifera: Monogononta) to combined exposures of arsenic and heavy metals. *Hydrobiologia* 546:577–585
- Ríos-Arana JV, Walsh EJ, Ortiz M (2007) Interaction effects of multi-metal solutions (As, Cr, Cu, Ni, Pb and Zn) on life history traits in the rotifer *Platyonus patulus*. *J Environ Sci Heal A* 42:1473–1481
- Rogalski MA (2015) Tainted resurrection: metal pollution is linked with reduced hatching and high juveniles mortality in *Daphnia* egg banks. *Ecology* 96:1166–1173
- Sakamoto M, Chang KH, Hanazato T (2006) Inhibition of development of anti-predator morphology in the small cladoceran *Bosmina* by an insecticide: impact of an anthropogenic chemical on prey–predator interactions. *Freshw Biol* 51:1974–1983
- Salvareddy-Aranguren MM, Probst A, Roulet M, Isaure M-P (2008) Contamination of surface waters by mining wastes in the Milluni Valley (Cordillera Real, Bolivia): mineralogical and hydrological influences. *Appl Geochem* 23:1299–1324
- Serra M, Carmona MJ (1993) Mixis strategies and resting egg production of rotifers living in temporally-varying habitats. *Hydrobiologia* 255(256):117–126
- Serra M, King CE (1999) Optimal rates of bisexual reproduction in cyclical parthenogens with density-dependent growth. *J Evol Biol* 12:263–271
- Serra M, Snell TW (2009) Sex Loss in Monogonont Rotifers. In: Schön I, van Martens K, Dijk P (eds) *Lost sex. The evolutionary biology of parthenogenesis*. Springer, Dordrecht, pp 281–294
- Snell TW, Boyer E (1988) Thresholds for mictic reproduction in the rotifer *Brachionus plicatilis*. *J Exp Mar Biol Ecol* 124:73–85
- Snell TW, Carmona MJ (1995) Comparative toxicant sensitivity of sexual and asexual reproduction in the rotifer *Brachionus calyciflorus*. *Environ Toxicol Chem* 14:415–420
- Snell TW, Garman BL (1986) Encounter probabilities between male and female rotifers. *J Exp Biol* 97:221–230
- Snell TW, Serra M, Carmona MJ (1999) Toxicity and sexual reproduction in rotifers: reduced resting egg production and heterozygosity loss. In: Forbes VE (ed) *Genetics and Ecotoxicology*. Taylor & Francis, Washington, DC, pp 169–185
- Stelzer CP, Snell TW (2003) Induction of sexual reproduction in *Brachionus plicatilis* (Monogononta, Rotifera) by a density-dependent chemical cue. *Limnol Oceanogr* 48:939–943
- Stelzer CP, Snell TW (2006) Specificity of the crowding response in the *Brachionus plicatilis* species complex. *Limnol Oceanogr* 51:125–130
- Tatarazako N, Oda S (2007) The water flea *Daphnia magna* (Crustacea, Cladocera) as a test species for screening and evaluation of chemicals with endocrine disrupting effects on crustaceans. *Ecotoxicology* 16:197–203
- R Core Team (2015) R: a language and environment for statistical computing. R Foundation for Statistical Computing, Vienna. <http://www.R-project.org/>
- Venable DL (2007) Bet hedging in a guild of desert annuals. *Ecology* 88:1086–1090
- Weisse T, Berendonk T, Kamjunke N, Moser M, Scheffel U, Stadler P, Weithoff G (2011) Significant habitat effects influence protist

- fitness: evidence for local adaptation from acidic mining lakes. *Ecosphere* 2(12):134
- Weisse T, Laufenstein N, Weithoff G (2013) Multiple environmental stressors confine the ecological niche of the rotifer *Cephalodella acidophila*. *Freshw Biol* 58:1008–1015
- Wyn B, Sweetman JN, Laevitt PR, Donald DB (2007) Historical metal concentrations in lacustrine food webs revealed using fossil ephippia from *Daphnia*. *Ecol Appl* 17:754–764
- Yañez J, Mansilla HD, Santander IP, Fierro V, Cornejo L, Barnes RM, Amarasiriwardena D (2015) Urinary arsenic speciation profile in ethnic group of the Atacama desert (Chile) exposed to variable arsenic levels in drinking water. *J Environ Sci Heal A* 50(1):1–8
- Yoshinaga T, Hagiwara A, Tsukamoto K (2000) Effect of periodical starvation on the life history of *Brachionus plicatilis* O.F. Müller (Rotifera): a possible strategy for population stability. *J Exp Mar Biol Ecol* 253:253–260