

Catalytic Diastereo- and Enantioselective Synthesis of Tertiary Trifluoromethyl Carbinols through a Vinylogous Aldol Reaction of Alkylidenepyrazolones with Trifluoromethyl Ketones

Laura Carceller-Ferrer, Aleix González del Campo, Carlos Vila, Gonzalo Blay,* M. Carmen Muñoz, and José R. Pedro*



Cite This: *J. Org. Chem.* 2022, 87, 4538–4549



Read Online

ACCESS |



Metrics & More

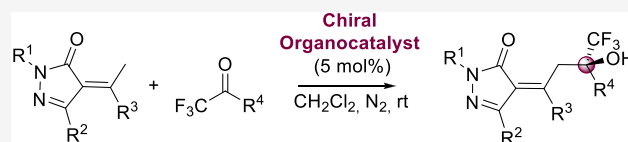


Article Recommendations



Supporting Information

ABSTRACT: A diastereo- and enantioselective organocatalytic aldol reaction between alkylidenepyrazolones and trifluoromethyl ketones leading to chiral tertiary alcohols bearing a trifluoromethyl group is presented. The methodology is based on the use of a bifunctional organocatalyst in order to activate the γ -hydrogen atoms of the alkylidenepyrazolone nucleophile and the carbonyl group of the trifluoromethylarylketone providing highly functionalized trifluoromethyl alcohols with moderate yields, excellent diastereoselectivity, and moderate to good enantioselectivity. Experiments monitoring the conversion by ^1H NMR and the enantiomeric excess by HPLC with the reaction time showed that full conversion of the starting materials is not achieved and that the enantiomeric excess decreases upon extended times, probably due to the reversibility of the reaction.



INTRODUCTION

The definition of vinylogy is the transmission of the electronic effects through a conjugate system. Therefore, vinylogy allows the extension of the nucleophilic or electrophilic character of a functional group along to the conjugated π -system of the $\text{C}=\text{C}$ bond.¹ This phenomenon has ascertained to be very valuable to expand the range of reactions of different functional groups that can be coupled efficiently through the π -system of a carbon–carbon double bond. In this context, catalytic asymmetric vinylogous reactions are potent and sustainable methodologies for the synthesis of molecules with stereogenic centers at the γ -position or even more remote positions of the functional groups. Of all the enantioselective vinylogous reactions described in the literature, the organocatalytic vinylogous aldol reaction² represents a cornerstone in synthetic organic chemistry and have been used for the synthesis of chiral γ -hydroxyl carbonyl compounds in an efficient and sustainable way.

Within the different types of chiral alcohols, chiral tertiary trifluoromethyl carbinols³ constitute a key structural motif present in a wide range of molecules with important biological activities (Figure 1).⁴ This fact is due to the significant properties of organofluorine compounds that, in general, improves the bioactivities of agrochemical and pharmaceutical compounds. Therefore, several examples of asymmetric synthesis of tertiary trifluoromethyl carbinols have been described. From all the methodologies described, the enantioselective aldol reaction with trifluoromethylketones is one of the most straightforward approaches for the synthesis of this kind of tertiary alcohols.⁵ Nevertheless, the vinylogous aldol reaction with trifluoromethyl ketones have received less

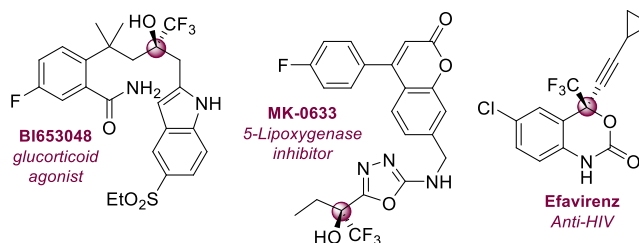


Figure 1. Representative bioactive compounds bearing trifluoromethyl carbinol motifs.

attention (Scheme 1), despite the possibilities for the synthesis of highly functionalized chiral trifluoromethyl carbinols. Jiang and co-workers, in 2016,⁶ described the enantioselective vinylogous addition of acyclic allyl ketones to trifluoromethyl ketones using a bifunctional thiourea organocatalyst. Later, Han and Paidamoyo reported the vinylogous aldol reaction of 3-methylcyclohex-2-en-1-one to a wide range of trifluoromethylarylketones with very good results using a diamine-sulfonamide organocatalyst.⁷ Also Bencivenni's group⁸ presented the vinylogous aldol addition of alkylidene oxindoles to trifluoromethyl- α,β -unsaturated ketones obtaining chiral trifluoromethylated allylic alcohols in moderate yields (48–88%

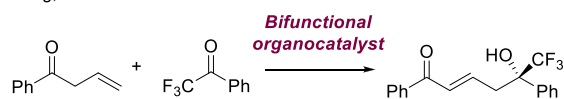
Received: November 19, 2021

Published: March 16, 2022

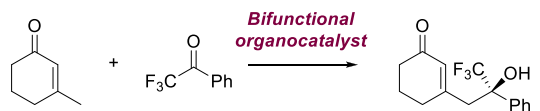


Scheme 1. Examples of Asymmetric Synthesis of Tertiary Trifluoromethyl Carbinols through an Organocatalytic Asymmetric Vinylogous Aldol Reaction

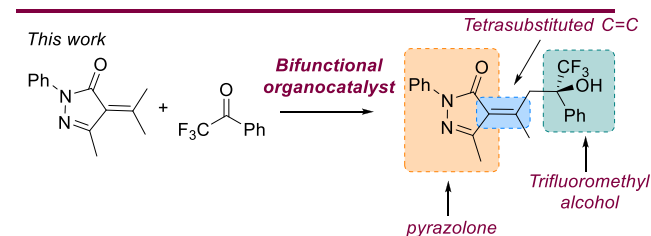
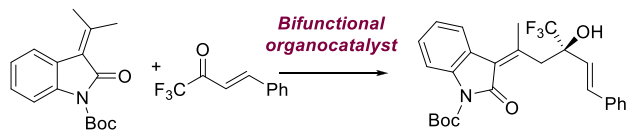
Jiang, ref. 7



Han and Paidamoyo, ref. 8



Bencivenni, ref. 9

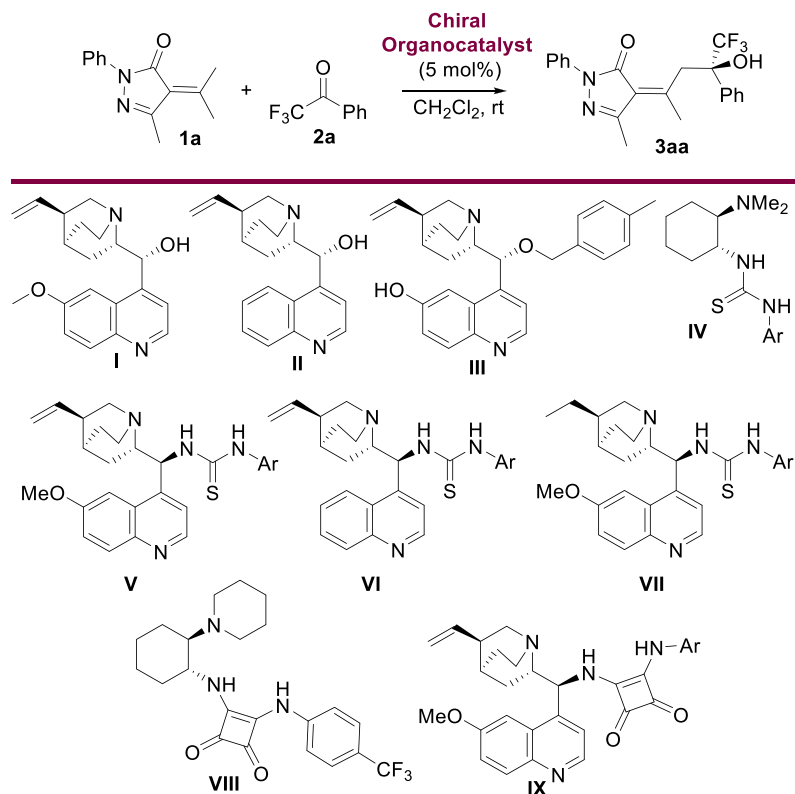


yield) and with excellent enantioselectivities (up to 96% ee). Moreover, several examples of an enantioselective vinylogous aldol-lactonization cascade reaction have been reported in the literature for the preparation of chiral unsaturated δ -lactones bearing a trifluoromethyl group.⁹ For example, Chi described the γ -functionalization of enals^{9a} and α -branched heteroaryl aldehydes^{9b} for the synthesis of lactones using N-heterocyclic carbene (NHC) organocatalysis. While Bencivenni described the synthesis of trifluoromethylated α,β -unsaturated δ -lactones with excellent stereochemical outcomes using alkylidene oxindole and trifluoromethyl ketones as starting materials and a bifunctional thiourea as the catalyst.^{9c} Despite these examples, it is possible to envision other γ -enolizable α,β -unsaturated carbonyl compounds that can be used in vinylogous aldol reactions using trifluoromethyl ketones as electrophiles. As a part of our continuing work in the asymmetric functionalization of pyrazolones,^{10,11} we hypothesized that alkylidenepyrazolones^{12–14} could be a suitable nucleophile to perform a vinylogous aldol reaction using trifluoromethylarylketones. The resulting reaction would lead to a novel synthesis of chiral trifluoromethyl alcohols bearing a tetrasubstituted C–C double bond and a pyrazolone moiety, which represent an important class of nitrogen heteroaromatic framework present in several biological active compounds.¹⁵ Several asymmetric vinylogous reactions of alkylidenepyrazolones have been described in the literature for the synthesis of chiral pyrazolones. However, these examples are limited to their use in the nucleophilic addition to α,β -unsaturated compounds,^{12a–j} Morita–Baylis–Hillman carbonates,¹³ and isatin-derived ketimines¹⁴ as electrophiles. To the best of our knowledge, the corresponding asymmetric nucleophilic 1,2-addition to carbonyl compounds is unprecedented.

RESULTS AND DISCUSSION

We started our studies with the vinylogous aldol reaction of α -isopropylidenepyrazolone (**1a**) with trifluoroacetophenone (**2a**) testing different bifunctional organocatalysts¹⁶ (Table 1) using CH_2Cl_2 as a solvent at room temperature. First we tested quinine (**I**) and cinchonidine (**II**) as catalysts observing low reaction rates. After several days we could isolate product **3aa** as a unique diastereoisomer in 49% yield and a promising 38% ee using quinine as catalysts (entry 1, Table 1), while cinchonidine afforded the chiral alcohol **3aa** in 36% yield and 24% ee (entry 2, Table 1). Cupreine **III** gave inferior yield and enantiomeric excess than **I** (entry 3). When 5 mol % of Takemoto's thiourea **IV** (entry 4) was used as a catalyst, we observed better conversion and enantioselectivity toward the aldol product **3aa**, which was obtained with 52% yield and 65% ee. Cinchona-derived thioureas **V** and **VI** exhibited higher stereocontrol (77% and 76% ee, respectively); however, the yield of product **3aa** was still moderate (entries 5 and 6). Thiourea **VII**, prepared from dihydroquinine, exhibited lower enantiomeric excess, and product **3aa** was obtained with 50% yield and 52% ee after 3 days (entry 7). Next squaramides **VIII** and **IX** were tested. With organocatalyst **IX** (entry 9), the alcohol **3aa** was obtained with good enantiomeric excess (74% ee) and moderate yield (51%).¹⁷ In all cases, we only observed one diastereoisomer.¹⁸ The configuration of the double bond in chiral aldol adduct **3aa** was determined as *Z* using a NOESY experiment (Figure 2). We observed positive NOEs between the two methyls groups attached to the alkene and the heterocycle (2.32 and 1.78 ppm, respectively) indicating that they are close to each other. In order to improve the yield of the reaction, we increased the amount of organocatalyst to 10 mol % **VI** (entry 10) and **IX** (entry 11), noticing lower enantiomeric excesses.

In view of these results, we decided to choose catalyst **V**, the catalyst with the best enantiomeric excess, to continue further optimization by testing different solvents and additives (Table 2). Consequently, a survey of solvents (entries 1–6, Table 2) was tested for the vinylogous aldol reaction between **1a** and **2a** using 5 mol % of catalyst **V**. First, different chlorinated solvents such CHCl_3 , $\text{ClCH}_2\text{CH}_2\text{Cl}$, and CCl_4 were evaluated obtaining product **3aa** with lower yields (entry 2) or lower enantioselectivity (entries 3 and 4). The use of other solvents such as diethyl ether or toluene did not improve the results obtained with CH_2Cl_2 . Next, we evaluated the use of additives in order to increase the yield and the enantioselectivity of the reaction. When molecular sieves 5 Å or $\text{CF}_3\text{CH}_2\text{OH}$ ¹⁹ were added to the reaction mixture, the alcohol **3aa** was obtained with lower enantiomeric excess (69% ee, entries 7 and 8). While the use of 1 equiv of K_2CO_3 afforded product **3aa** as a racemic mixture, probably caused by a background reaction (entry 9). Finally, when 25 mol % of PhCO_2H was added to the vinylogous reaction, we could not observe the formation of the alcohol **3aa**, probably due to a deactivation of the bifunctional organocatalyst **V** by protonation of the tertiary amine. The variation in the number of the equivalents of nucleophile (entry 11) or electrophile (entry 12) did not improve the enantioselectivity of the reaction. In view of these results, we decided to reevaluate catalysts **VI** and **IX** but extending the reaction time to 5 days. We could increase slightly the yield of the reaction (entries 15 and 17), maintaining the enantiomeric excesses. Taking into account

Table 1. Optimization of the Catalysts^a

entry	catalyst	<i>t</i> (days)	yield of 3aa (%) ^b	ee of 3aa ^c
1 ^d	I	4	49	38
2 ^d	II	3	36	24
3	III	4	19	36
4	IV	2	52	65
5	V	3	37	77
6	VI	4	52	76
7	VII	3	50	52
8	VIII	5	53	58
9	IX	3	51	74
10 ^d	V	3	51	68
11 ^d	IX	4	42	49

^aReaction conditions: 0.1 mmol of **1a**, 0.1 mmol of **2a**, 5 mol % of catalyst in 1 mL of CH₂Cl₂ at rt. ^bIsolated yield of **3aa**. ^cDetermined by chiral HPLC. ^dThe reaction was performed using 10 mol % of catalyst.

these results, we decided to use these catalysts to study the scope of the reaction.

First a range of trifluoromethylaryl ketones **2** were evaluated as electrophiles in the asymmetric vinylogous aldol reaction (Scheme 2).²⁰ We observed a decrease in the yield and enantiomeric excess when the 4'-methyl-2,2,2-trifluoroacetophenone was used as the electrophile. While, the presence of electron-withdrawing (Cl or CN) in the para position were well tolerated obtaining better yields and enantioselectivities, strong electron-donating group (MeO) at the meta position had a detrimental effect in the reaction obtaining lower enantiomeric excess in product **3af** (58% ee). However, the presence of a methyl group at the meta position has a good influence on the course of the reaction affording product **3ag** with 80% ee. Remarkably, when 3',4'-dichloro-2,2,2-trifluoroacetophenone was used as an electrophile, the corresponding chiral alcohol **3ah** was obtained with 59% yield and 84% ee. Low yield (20%) of the trifluoromethyl alcohol **3ai** was obtained probably due to the presence of a MeO at the ortho

position to the carbonyl group. Moreover, we observed a decrease in the conversion and enantioselectivity when a trifluoromethyl ketone bearing a heteroaromatic substituent was tested.

We next turned our attention to further explore the scope with respect to the alkylidene pyrazolones **1**. Other groups such as phenyl, *n*-propyl, or cyclopropyl at the 5 position of the pyrazolones (**3ba–3da**) were well tolerated, obtaining moderate to good yields (46–66%) and good enantioselectivities (68–76% ee). Notably, the best enantioselectivities were obtained when the 2-phenyl-5-methyl alkylidene pyrazolone derived from acetophenone (**1e**) or 2,5-dimethyl alkylidene pyrazolone derived from acetone (**1f**) were used as nucleophiles in the vinylogous aldol reaction. The corresponding products **3ea** and **3fa** were obtained in both cases with an excellent enantioselectivity (94% ee and 92% ee, respectively), although with moderate yields (48 and 53% yield, respectively). Lastly, the reaction was tested using pyrazolones with diverse substituents (MeO, Cl, or Me) on the N-aryl

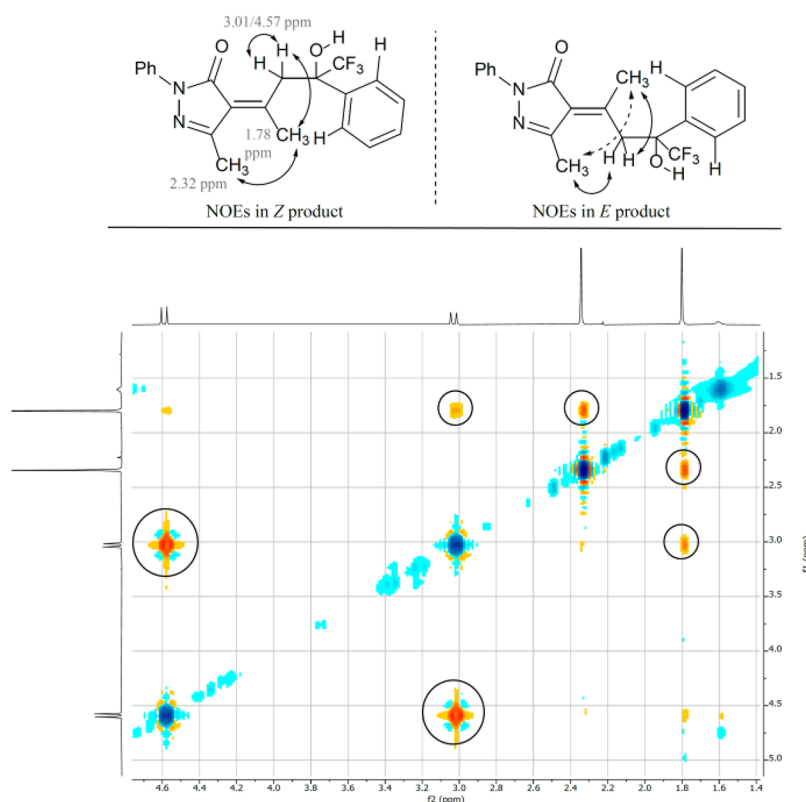
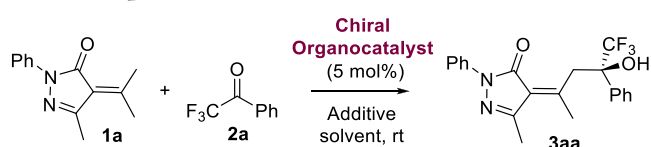


Figure 2. NOESY experiment with compound 3aa showing the Z configuration of the double bond.

Table 2. Optimization of the Reaction Conditions^a



entry	catalyst	solvent	additive	t (days)	yield of 3aa (%) ^b	ee of 3aa ^c
1	V	CH ₂ Cl ₂		3	37	77
2	V	CHCl ₃		4	33	77
3	V	Cl		3	42	61
		CH ₂ CH ₂ Cl				
4	V	CCl ₄		3	49	49
5	V	Et ₂ O		2	43	64
6	V	toluene		2	58	54
7	V	CH ₂ Cl ₂	MS (5 Å) ^d	4	43	69
8	V	CH ₂ Cl ₂	CF ₃ CH ₂ OH ^e	4	47	69
9	V	CH ₂ Cl ₂	K ₂ CO ₃ ^e	3	39	0
10	V	CH ₂ Cl ₂	PhCO ₂ H ^f	5		
11 ^g	V	CH ₂ Cl ₂		3	44	71
12 ^h	V	CH ₂ Cl ₂		3	46	67
13	V	CH ₂ Cl ₂		5	46	74
14	VI	CH ₂ Cl ₂		4	52	76
15	VI	CH ₂ Cl ₂		5	61	74
16	IX	CH ₂ Cl ₂		3	51	74
17	IX	CH ₂ Cl ₂		5	46	77

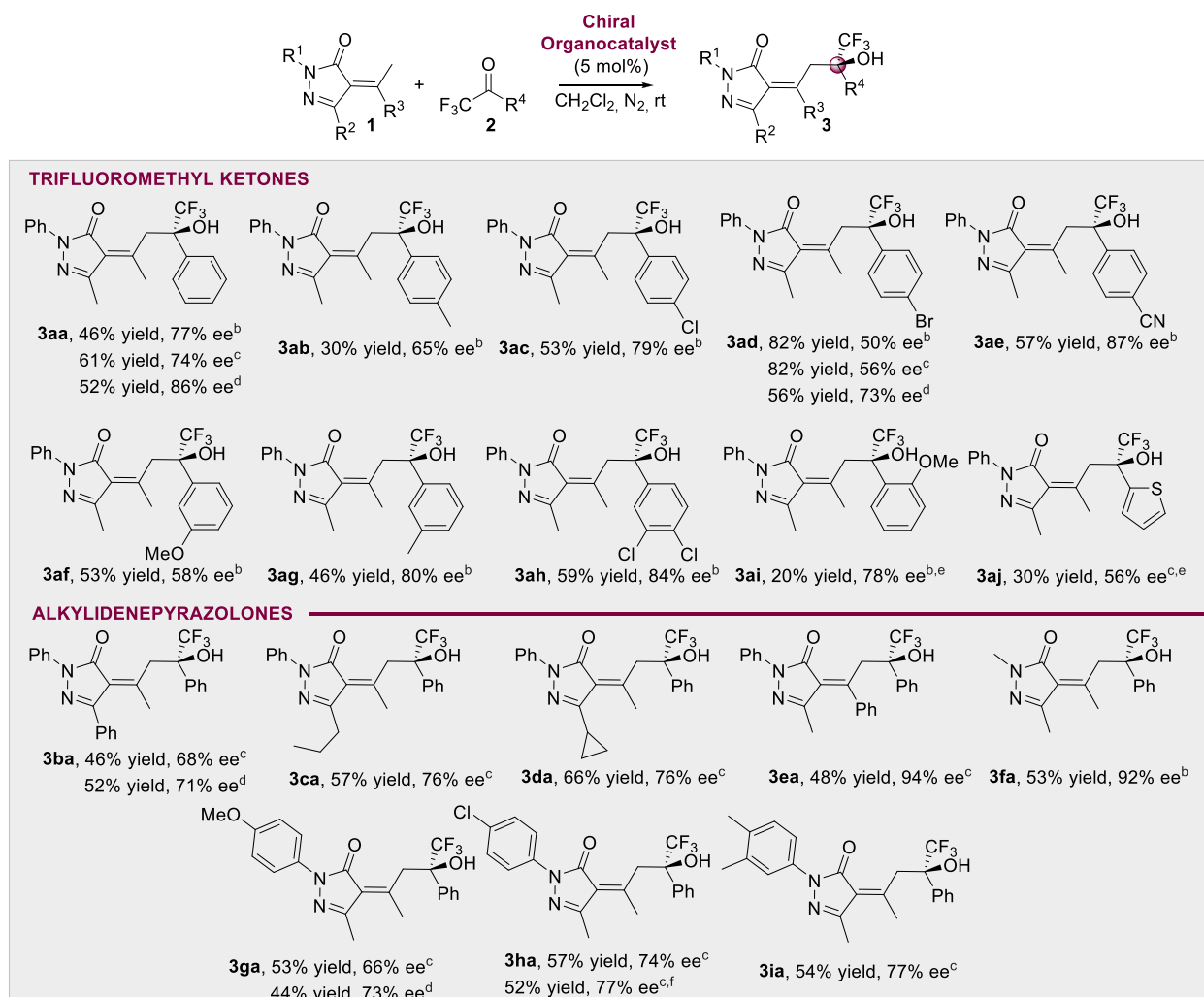
^aReaction conditions: 0.1 mmol of 1a, 0.1 mmol of 2a, 5 mol % of catalyst in 1 mL of solvent at rt. ^bIsolated yield of 3aa. ^cDetermined by chiral HPLC. ^d50 mg of MS 5 Å. ^e0.1 mmol of additive was used. ^f0.025 mmol of PhCO₂H was used. ^g0.12 mmol of 1a. ^h0.12 mmol of 2a.

group, obtaining the corresponding tertiary alcohols 3ga–3ia with moderate yields (53–57%) and good enantiomeric excesses (66–77% ee). The reaction could be carried out at the 1 mmol scale obtaining product 3ha with similar yield (52%) and maintaining the enantioselectivity of the reaction (77% ee).

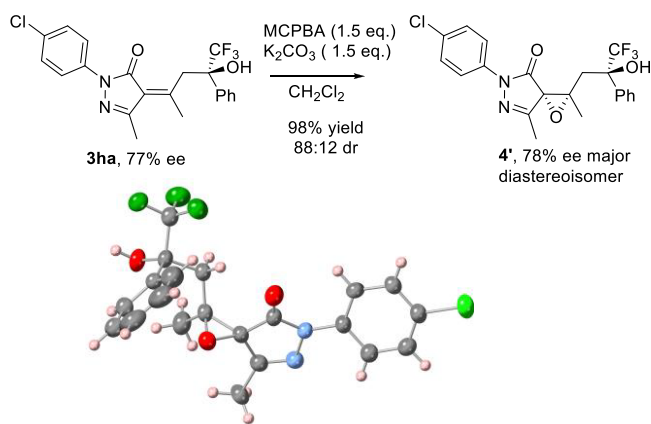
In order to derivatize the chiral trifluoromethyl alcohol 3ha, we performed the epoxidation with MCPBA affording the spirooxirane 4 (Scheme 3) with three quaternary stereocenters, in 98% yield, good diastereoselectivity (88:12 dr), and maintaining the optical purity. We could obtain crystals of the major diastereoisomer 4', which allowed us to determine the absolute configuration of the epoxide and the chiral carbon bearing the trifluoromethyl alcohol.²¹ The absolute configuration of the three stereogenic centers in compound 4' were determined to be (2*S*,3*S*) in the epoxide, while the configuration of the alcohol was determined as *R* on the basis of X-ray crystallographic analysis. The configuration of the remaining vinylogous aldol products 3 were assigned on the assumption of a uniform mechanistic pathway.

A reasonable transition-state model is represented in Scheme 4, where the bifunctional organocatalyst is responsible for the activation and preorientation of the reagents. While the methyl group of alkylidenepyrazolone is first deprotonated by the quinuclidine moiety of the organocatalyst to form the corresponding dienolate, the trifluoromethyl ketone is activated upon formation of hydrogen bonds between the carbonyl group and the thiourea or squaramide moiety of the catalyst. The nucleophile will be directed to the Si-face of the ketone, accordingly accounting for the observed stereoselectivity.

To understand the reasons for the moderate yields and enantioselectivities observed in some cases or the alteration of

Scheme 2. Scope of the Vinylogous Aldol Reaction of Pyrazolones **1** with Trifluoromethylarylketones **2**^a

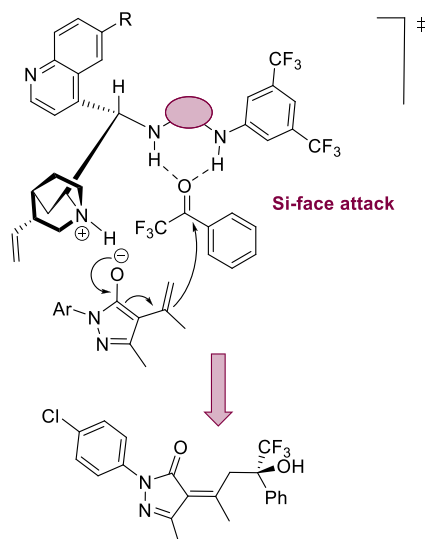
^aReaction conditions: **1** (0.1 mmol), **2** (0.1 mmol), and bifunctional organocatalyst (5 mol %) in 1 mL of CH₂Cl₂ at 20 °C. Isolated yields after column chromatography. Enantiomeric excesses were determined by HPLC using a chiral stationary phase. ^bSquaramide IX was used as the catalyst. ^cThiourea VI was used as the catalyst. ^dThiourea VI was used as the catalyst in 0.5 mL of CH₂Cl₂ at 20 °C. ^e10 mol % of organocatalyst was used. ^f1 mmol scale reaction.

Scheme 3. Epoxidation of Compound **3ah** and X-ray Structure of the Major Diastereoisomer

the enantiomeric excesses by slight differences in the reaction conditions, we performed different experiments (Figure 3) according to a related previous report.²² We dissolved a sample

of **3aa** (83% ee) in CH₂Cl₂, and we checked the enantiomeric excess along different times (Figure 3A), observing that the enantiomeric excess was maintained over time and therefore compound **3aa** is stable. However, when we dissolved a sample of **3aa** (73% ee) with 5 mol % of catalyst VI in CH₂Cl₂ (Figure 3B), a decrease in the enantiomeric excess was observed. This fact probably is caused by a retro-aldol vinylogous reaction, because we observed the presence of compound **1a** in the HPLC traces as well as in the TLC. This experiment prompted us to study the conversion and the enantioselectivity of the reaction between **1a** and **2a** using catalyst IX (Figure 3C,D) and VI (Figure 3E,F). For this purpose, the conversion of **1a** was monitored by ¹H NMR and the enantiomeric excess of compound **3aa** by chiral HPLC at different reaction times. As indicated in Figure 3C, when squaramide IX was used as the catalyst, the reaction equilibrium was reached after 2 days (50% conversion). The ee of **3aa** reached a maximum after 4 h and then starts to decrease (Figure 3D). When thiourea VI was used as the catalyst, a similar trend was observed, although the conversion after 2 days was lower than 40% (Figure 3E), and the decrease in the enantiopurity of compound **3aa** was slower

Scheme 4. Plausible Mechanism for the Asymmetric Vinylogous Aldol Reaction



(Figure 3F). These experiments shown that full conversion is not raised in neither of the two catalysts, while a decrease of the enantiopurity of product **3aa** is observed upon prolonged times. These results are similar to those reported in other aldol reactions with trifluoromethylketones²² and indicate the possibility of racemization by a retro-aldol reaction induced by the catalyst as the cause of the moderate yields and enantioselectivities observed.

CONCLUSION

In conclusion, we have presented an asymmetric synthesis of trifluoromethyl alcohols bearing a pyrazolone moiety with a tetrasubstituted carbon–carbon double bond through an enantioselective organocatalytic vinylogous aldol reaction of alkylidene pyrazolones with trifluoromethyl ketones catalyzed by a bifunctional organocatalyst. This asymmetric catalytic reaction described here is the first diastereo- and enantioselective vinylogous aldol reaction using alkylidene pyrazolones as nucleophiles. In addition, we have performed the diastereoselective epoxidation of the double bond of the corresponding product **3** that led us to determine the absolute configuration of the aldol products. A detailed reaction monitoring (¹H NMR and HPLC) showed that full conversion of **1a** is not raised being one of the reasons for the moderate yields, while the enantiomeric excess of products decreases probably due to the existence of a vinylogous retro-aldol reaction induced by the catalyst. Investigations to further study the kinetics and thermodynamics of the reactions as well as the extension of the use of alkylidene pyrazolones in vinylogous aldol reactions are currently underway in our laboratory.

EXPERIMENTAL SECTION

General Methods. Reactions were carried out in 5 mL vials under air. Commercial reagents were used as purchased. Reactions were monitored by TLC analysis using Merck Silica Gel 60 F-254 thin layer plates. Flash column chromatography was performed on Merck silica gel 60, 0.040–0.063 mm, and visualized using both a UV lamp (254 nm) and then a CAM solution (an aqueous solution of ceric ammonium molybdate). Melting points were determined in capillary tubes. NMR spectra were run at 300 MHz for ¹H and 75 MHz for ¹³C using residual nondeuterated solvent as internal standard (CHCl₃, δ

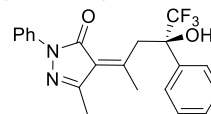
7.26 and 77.00 ppm, respectively; MeOH, δ 3.34 ppm and δ 49.87 ppm, respectively). Chemical shifts are given in ppm. The carbon type was determined by DEPT experiments. High-resolution mass spectra (ESI) were recorded on a TripleTOF 5600 spectrometer (AB Sciex, Warrington, U.K.) equipped with an electrospray source with a capillary voltage of 4.5 kV (ESI). Specific optical rotations were measured using sodium light (D line 589 nm). Chiral HPLC analyses were performed in a chromatograph equipped with a UV diode-array detector using columns with chiral stationary phases from Daicel. 2,2,2-Trifluoroacetophenones **2** used were commercial and alkylidene pyrazolones **1** were prepared following a reported procedure.²³

General Procedure for the Non-Enantioselective Vinylogous Aldol Reaction (i). In a 5 mL vial, the corresponding alkylidene pyrazolone **1** (0.1 mmol, 1 equiv) and catalyst **3**-(3,5-bis(trifluoromethyl)phenyl)amino-4-((2-(dimethylamino)ethyl)amino)-cyclobut-3-e-1,2-dione (4.0 mg, 0.01 mmol, 10 mol %) were dissolved in 1 mL of DCM. To this solution, 2,2,2-trifluoroacetophenone **2** (0.1 mmol, 1 equiv) was added and the reaction mixture was left stirring at room temperature for 5 days. Then, the crude was purified by flash column chromatography using hexane–DCM 60:40 to 40:60 as mobile phase affording the final product **3** as a yellow solid.

General Procedure for the Enantioselective Vinylogous Aldol Reaction (ii). In a 5 mL vial, the corresponding alkylidene pyrazolone **1** (0.1 mmol, 1 equiv) and the cinchona alkaloid derived thiourea or squaramide catalyst (**VI**²⁴ or **IX**,²⁵ 0.005 mmol, 5 mol %) were dissolved in DCM (1 mL). To this solution, 2,2,2-trifluoroacetophenone **2** (0.1 mmol, 1 equiv) was added and the reaction mixture was left stirring at room temperature for 5 days. Then, the crude was purified by flash column chromatography using hexane–DCM 60:40 to 40:60 as mobile phase affording the enantiomerically enriched products **3** as a yellow solid.

General Procedure for the Enantioselective Vinylogous Aldol Reaction at the 1 mmol Reaction Scale (iii). In a 25 mL round-bottom flask, alkylidene pyrazolone **1h** (1 mmol, 248.7 mg) and catalyst **VI** (5 mol %, 0.05 mmol, 31.0 mg) were dissolved in DCM (10 mL). To this solution, 2,2,2-trifluoroacetophenone **2a** (1 mmol, 140 μL) was added, and the reaction mixture was left stirring at room temperature for 5 days. Then, the crude solid was purified by flash column chromatography using hexane–DCM 60:40 to 40:60 as mobile phase affording 219.9 mg of product **3ha** (0.52 mmol, 52% yield with 77% ee) as a yellow solid.

Scope of the Enantioselective Vinylogous Aldol Reaction. (*R,Z*)-5-Methyl-2-phenyl-4-(5,5,5-trifluoro-4-hydroxy-4-phenylpentan-2-ylidene)-2,4-dihydro-3H-pyrazol-3-one (**3aa**).



Following general procedure ii and using quinine-derived squaramide **XI** as the catalyst, 17.9 mg of product **3aa** was obtained (46% yield). Enantiomeric excess (77%) was determined by chiral HPLC (Chiralpak ADH *i*PrOH/hexane 10/90, flow rate = 1.0 mL/min, λ = 234 nm), *t*_R = 6.79 min (major), *t*_R = 5.73 min (minor). [α]_D²⁵ = +314.4 (c 0.7, CHCl₃). Yellow solid, mp = 159–160 °C.

¹H NMR (300 MHz, CDCl₃) δ 7.90 (dd, *J* = 8.7, 1.2 Hz, 2H), 7.68 (d, *J* = 6.7 Hz, 2H), 7.49–7.33 (m, 5H), 7.29–7.18 (m, 2H), 6.30 (s, 1H), 4.57 (d, *J* = 12.0 Hz, 1H), 3.01 (d, *J* = 11.9 Hz, 1H), 2.32 (s, 3H), 1.78 (s, 3H). ¹⁹F NMR (471 MHz, CDCl₃) δ –79.13. ¹³C {¹H} NMR (126 MHz, CDCl₃) δ 165.0 (C), 163.6 (C), 149.1 (C), 137.5 (C), 136.5 (C), 130.1 (C), 128.9 (CH), 128.7 (CH), 128.5 (CH), 126.2 (q, *J*_{C–F} = 1.1 Hz, CH), 125.69 (CH), 125.66 (q, *J*_{C–F} = 287.3 Hz, CF₃), 119.7 (CH), 78.7 (q, *J*_{C–F} = 28.3 Hz, C), 42.0 (CH₂), 25.3 (CH₃), 19.1 (CH₃). ¹⁹F NMR (471 MHz, CDCl₃) δ –79.13 (s, CF₃). HRMS (ESI/Q-TOF) *m/z* [M + H]⁺ C₂₁H₂₀F₃N₂O₂⁺ calcd for 389.1471; found 389.1458.

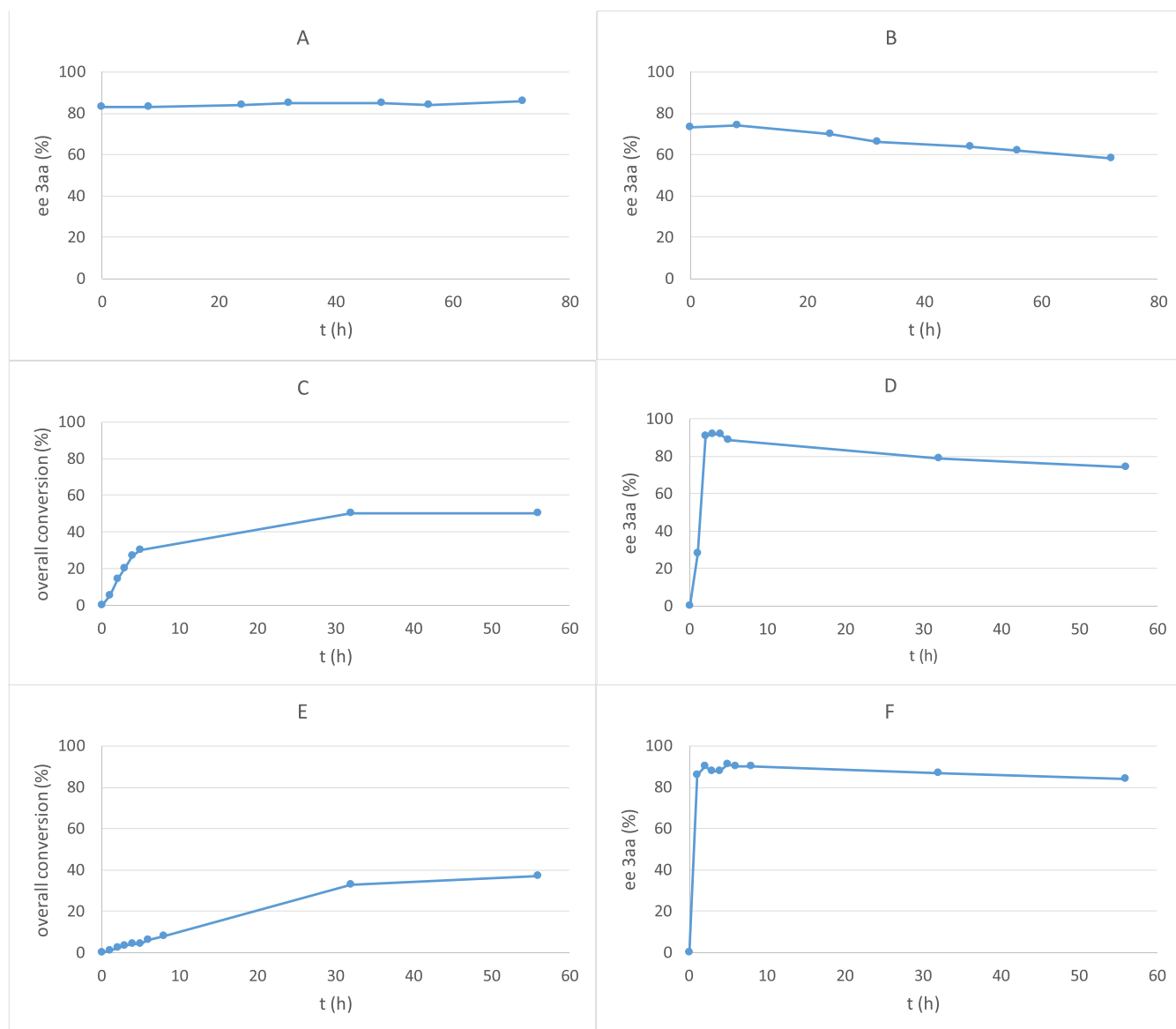
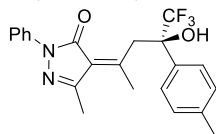


Figure 3. Studies about the stability of the aldol adduct **3aa** and kinetic investigations on the vinylogous aldol reaction: (A) compound **3aa** (83% ee) stirred in CH₂Cl₂; (B) compound **3aa** (73% ee) and catalyst **VI** (5 mol %) stirred in CH₂Cl₂; (C) conversion of **1a** to obtain **3aa** using **IX** (5 mol %) in CDCl₃; (D) evolution of the enantiomeric excess of compound **3aa IX** (5 mol %) in CDCl₃; (E) conversion of **1a** to obtain **3aa** using **VI** (5 mol %) in CDCl₃; and (F) evolution of the enantiomeric excess of compound **3aa** using **VI** (5 mol %) in CDCl₃.

(*R,Z*)-5-Methyl-2-phenyl-4-(5,5,5-trifluoro-4-hydroxy-4-(*p*-tolyl)-pentan-2-ylidene)-2,4-dihydro-3H-pyrazol-3-one (**3ab**).

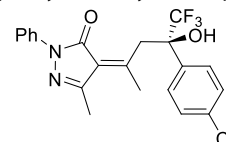


Following general procedure ii and using quinine-derived squaramide **XI** as the catalyst, 12.1 mg of product **3ab** was obtained (30% yield). Enantiomeric excess (65%) was determined by chiral HPLC (Chiralpak ADH *i*PrOH–hexane 10/90, flow rate = 1.0 mL/min, λ = 234 nm), t_R = 6.62 min (major), t_R = 5.49 min (minor). $[\alpha]_D^{25}$ = +310.5 (*c* 0.9, CHCl₃). Yellow solid, mp = 140–142 °C.

¹H NMR (300 MHz, CDCl₃) δ 7.90 (dd, *J* = 8.7, 1.2 Hz, 2H), 7.55 (d, *J* = 8.2 Hz, 2H), 7.47–7.38 (m, 2H), 7.26–7.19 (m, 3H), 6.23 (s, 1H), 4.55 (d, *J* = 11.9 Hz, 1H), 2.99 (d, *J* = 11.9 Hz, 1H), 2.37 (s, 3H), 2.33 (s, 3H), 1.81 (s, 3H). ¹³C {¹H} NMR (101 MHz, CDCl₃) δ 165.0 (C), 163.8 (C), 149.1 (C), 138.5 (C), 137.5 (C), 133.5 (C), 130.0 (C), 129.1 (CH), 128.9 (CH), 126.1 (q, *J*_{C–F} = 1.2 Hz, CH),

125.70 (q, *J*_{C–F} = 287.3 Hz, CF₃), 125.67 (CH), 119.7 (CH), 78.7 (q, *J*_{C–F} = 28.2 Hz, C), 42.0 (CH₂), 25.5 (CH₃), 21.1 (CH₃), 19.1 (CH₃). ¹⁹F NMR (282 MHz, CDCl₃) δ –79.34 (s, CF₃). HRMS (ESI/Q-TOF) *m/z* [M + H]⁺ C₂₂H₂₂F₃N₂O₂⁺ calcd for 403.1628; found 403.1632.

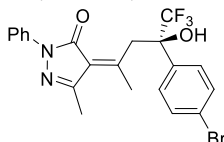
(*R,Z*)-4-(4-(4-Chlorophenyl)-5,5,5-trifluoro-4-hydroxypentan-2-ylidene)-5-methyl-2-phenyl-2,4-dihydro-3H-pyrazol-3-one (**3ac**).



Following the general procedure ii and using as catalyst the quinine-derived squaramide **XI**, 22.4 mg of product **3ac** was obtained (53% yield). Enantiomeric excess (79%) was determined by chiral HPLC (Chiralpak ADH *i*PrOH/hexane 10/90, flow rate = 1.0 mL/min, λ = 234 nm), t_R = 7.10 min (major), t_R = 6.55 min (minor). $[\alpha]_D^{25}$ = +287.7 (*c* 0.9, CHCl₃). Yellow solid, mp = 142–144 °C.

¹H NMR (300 MHz, CDCl₃) δ 7.89 (dd, *J* = 8.7, 1.1 Hz, 2H), 7.63 (d, *J* = 8.6 Hz, 2H), 7.51–7.35 (m, 4H), 7.31–7.19 (m, 1H), 6.41 (s, 1H), 4.54 (d, *J* = 12.1 Hz, 1H), 2.98 (d, *J* = 12.0 Hz, 1H), 2.34 (s, 3H), 1.83 (s, 3H). ¹³C {¹H} NMR (75 MHz, CDCl₃) δ 164.9 (C), 162.8 (C), 149.1 (C), 137.4 (C), 135.2 (C), 134.9 (C), 130.3 (C), 128.9 (CH), 128.7 (CH), 127.8 (q, *J*_{C-F} = 1.5 Hz, CH), 125.8 (CH), 125.4 (q, *J*_{C-F} = 287.3 Hz, CF₃), 119.7 (CH), 78.5 (q, *J*_{C-F} = 28.4 Hz, C), 41.85 (CH₂), 25.5 (CH₃), 19.1 (CH₃). ¹⁹F NMR (282 MHz, CDCl₃) δ -79.24 (s, CF₃). HRMS (ESI/Q-TOF) *m/z* [M + H]⁺ C₂₁H₁₉ClF₃N₂O₂⁺ calcd for 423.1082; found 423.1084.

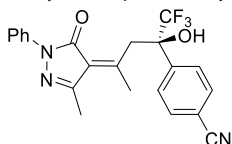
(*R,Z*)-4-(4-(4-Bromophenyl)-5,5,5-trifluoro-4-hydroxypentan-2-ylidene)-5-methyl-2-phenyl-2,4-dihydro-3H-pyrazol-3-one (**3ad**).



Following the general procedure ii and using the cinchonidine-derived thiourea **VI** as the catalyst, 38.3 mg of product **3ad** was obtained (82% yield). Enantiomeric excess (56%) was determined by chiral HPLC (Chiralpak ADH *i*PrOH/hexane 10/90, flow rate = 1.0 mL/min, λ = 234 nm), *t*_R = 7.16 min (major), *t*_R = 6.61 min (minor). [α]_D²⁵ = +273.6 (c 0.9, CHCl₃). Yellow solid, mp = 146–147 °C.

¹H NMR (300 MHz, CDCl₃) δ 7.89 (dd, *J* = 8.7, 1.2 Hz, 2H), 7.56 (s, 4H), 7.45–7.40 (m, 2H), 7.26–7.20 (m, 1H), 6.41 (s, 1H), 4.53 (d, *J* = 12.1 Hz, 1H), 2.97 (d, *J* = 12.0 Hz, 1H), 2.34 (s, 3H), 1.83 (s, 3H). ¹³C {¹H} NMR (75 MHz, CDCl₃) δ 164.9 (C), 162.7 (C), 149.1 (C), 137.4 (C), 135.7 (C), 131.6 (CH), 130.3 (C), 128.9 (CH), 128.1 (q, *J*_{C-F} = 1.2 Hz, CH), 125.8 (CH), 125.4 (q, *J*_{C-F} = 287.4 Hz, CF₃), 123.1 (C), 119.7 (CH), 78.5 (q, *J*_{C-F} = 28.5 Hz, C), 41.8 (CH₂), 25.5 (CH₃), 19.1 (CH₃). ¹⁹F NMR (282 MHz, CDCl₃) δ -79.23 (s, CF₃). HRMS (ESI/Q-TOF) *m/z* [M + H]⁺ C₂₁H₁₉BrF₃N₂O₂⁺ calcd for 467.0577; found 467.0563.

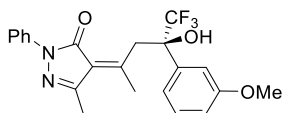
(*R,Z*)-4-(1,1,1-Trifluoro-2-hydroxy-4-(3-methyl-5-oxo-1-phenyl-1,5-dihydro-4H-pyrazol-4-ylidene)pentan-2-yl)benzonitrile (**3ae**).



Following general procedure ii and using quinine-derived squaramide **XI** as the catalyst, 23.6 mg of product **3ae** was obtained (57% yield). Enantiomeric excess (87%) was determined by chiral HPLC (Chiralpak ADH *i*PrOH–hexane 10/90, flow rate = 1.0 mL/min, λ = 234 nm), *t*_R = 14.21 min (major), *t*_R = 12.19 min (minor). [α]_D²⁵ = +193.5 (c 0.8, CHCl₃). Yellow oil.

¹H NMR (300 MHz, CDCl₃) δ 7.93–7.80 (m, 4H), 7.78–7.67 (m, 2H), 7.47–7.37 (m, 2H), 7.31–7.17 (m, 1H), 6.61 (s, 1H), 4.53 (d, *J* = 12.3 Hz, 1H), 3.03 (d, *J* = 12.2 Hz, 1H), 2.34 (s, 3H), 1.82 (s, 3H). ¹³C {¹H} NMR (75 MHz, CDCl₃) δ 164.8 (C), 161.6 (C), 149.0 (C), 142.1 (C), 137.3 (C), 132.2 (CH), 130.6 (C), 128.9 (CH), 127.3 (q, *J*_{C-F} = 1.5 Hz, CH), 125.9 (CH), 125.2 (q, *J*_{C-F} = 287.3 Hz, C), 119.7 (CH), 118.2 (C), 112.9 (C), 78.6 (q, *J*_{C-F} = 28.8 Hz, C), 41.7 (CH₂), 25.4 (CH₃), 19.0 (CH₃). ¹⁹F NMR (282 MHz, CDCl₃) δ -78.78 (s, CF₃). HRMS (ESI/Q-TOF) *m/z* [M + H]⁺ C₂₂H₁₉F₃N₃O₂⁺ calcd for 414.1424; found 414.1419.

(*R,Z*)-5-Methyl-2-phenyl-4-(5,5,5-trifluoro-4-hydroxy-4-(3-methoxyphenyl)pentan-2-ylidene)-2,4-dihydro-3H-pyrazol-3-one (**3af**).

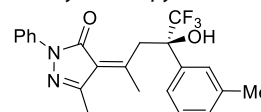


Following general procedure ii and using quinine-derived squaramide **XI** as the catalyst, 22.1 mg of product **3af** was obtained (53% yield). Enantiomeric excess (58%) was determined by chiral HPLC (Chiralpak ADH *i*PrOH–hexane 10/90, flow rate = 1.0 mL/min, λ

= 234 nm), *t*_R = 9.15 min (major), *t*_R = 6.99 min (minor). [α]_D²⁵ = +152.0 (c 0.8, CHCl₃). Yellow oil.

¹H NMR (300 MHz, CDCl₃) δ 7.90 (dd, *J* = 8.7, 1.2 Hz, 2H), 7.59 (d, *J* = 8.7 Hz, 2H), 7.46–7.38 (m, 2H), 7.25–7.19 (m, 1H), 6.98–6.91 (m, 2H), 6.23 (s, 1H), 4.55 (d, *J* = 11.9 Hz, 1H), 3.83 (s, 3H), 2.98 (d, *J* = 11.9 Hz, 1H), 2.33 (s, 3H), 1.83 (s, 3H). ¹³C {¹H} NMR (101 MHz, CDCl₃) δ 165.0 (C), 163.8 (C), 159.8 (C), 149.1 (C), 137.5 (C), 130.0 (C), 128.9 (CH), 128.4 (C), 127.53 (d, *J* = 298.2 Hz, CF₃), 127.51 (q, *J*_{C-F} = 1.3 Hz, CH), 125.7 (CH), 119.7 (CH), 113.7 (CH), 78.5 (q, *J*_{C-F} = 28.2 Hz, C), 55.3 (CH₃), 42.0 (CH₂), 25.5 (CH₃), 19.1 (CH₃). ¹⁹F NMR (282 MHz, CDCl₃) δ -79.55 (s, CF₃). HRMS (ESI/Q-TOF) *m/z* [M + H]⁺ C₂₂H₂₂F₃N₂O₃⁺ calcd for 419.1577; found 419.1581.

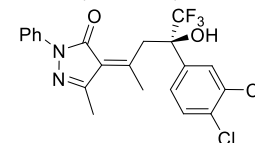
(*R,Z*)-5-Methyl-2-phenyl-4-(5,5,5-trifluoro-4-hydroxy-4-(*m*-tolyl)pentan-2-ylidene)-2,4-dihydro-3H-pyrazol-3-one (**3ag**).



Following general procedure ii and using quinine-derived squaramide **XI** as the catalyst, 18.5 mg of product **3ag** was obtained (46% yield). Enantiomeric excess (80%) was determined by chiral HPLC (Chiralpak ADH *i*PrOH–hexane 10/90, flow rate = 1.0 mL/min, λ = 234 nm), *t*_R = 6.41 min (major), *t*_R = 5.27 min (minor). [α]_D²⁵ = +293.9 (c 0.7, CHCl₃). Yellow oil.

¹H NMR (300 MHz, CDCl₃) δ 7.89 (dd, *J* = 8.7, 1.2 Hz, 2H), 7.53–7.37 (m, 4H), 7.30 (t, *J* = 7.7 Hz, 1H), 7.26–7.15 (m, 2H), 6.26 (s, 1H), 4.55 (d, *J* = 11.9 Hz, 1H), 3.01 (d, *J* = 11.9 Hz, 1H), 2.39 (s, 3H), 2.33 (s, 3H), 1.81 (s, 3H). ¹³C {¹H} NMR (101 MHz, CDCl₃) δ 165.0 (C), 163.8 (C), 149.1 (C), 138.2 (C), 137.5 (C), 136.4 (C), 130.0 (C), 129.4 (CH), 128.9 (CH), 128.3 (CH), 126.8 (q, *J*_{C-F} = 1.1 Hz, CH), 125.7 (CH), 125.7 (q, *J*_{C-F} = 287.6 Hz, CF₃), 123.3 (q, *J*_{C-F} = 1.5 Hz, CH), 119.7 (CH), 78.7 (q, *J*_{C-F} = 28.4 Hz, C), 42.0 (CH₂), 25.4 (CH₃), 21.6 (CH₃), 19.1 (CH₃). ¹⁹F NMR (282 MHz, CDCl₃) δ -79.14 (s, CF₃). HRMS (ESI/Q-TOF) *m/z* [M + H]⁺ C₂₂H₂₂F₃N₂O₂⁺ calcd for 403.1628; found 403.1625.

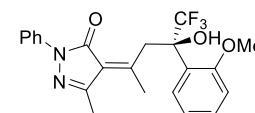
(*R,Z*)-4-(3,4-Dichlorophenyl)-5,5,5-trifluoro-4-hydroxypentan-2-ylidene)-5-methyl-2-phenyl-2,4-dihydro-3H-pyrazol-3-one (**3ah**).



Following general procedure ii and using quinine-derived squaramide **XI** as the catalyst, 27.0 mg of product **3ah** was obtained (59% yield). Enantiomeric excess (84%) was determined by chiral HPLC (Chiralpak ADH *i*PrOH–hexane 10/90, flow rate = 1.0 mL/min, λ = 234 nm), *t*_R = 6.95 min (major), *t*_R = 6.29 min (minor). [α]_D²⁵ = +234.8 (c 0.8, CHCl₃). Yellow oil.

¹H NMR (300 MHz, CDCl₃) δ 7.89 (dd, *J* = 8.7, 1.1 Hz, 2H), 7.81 (s, 1H), 7.51 (s, 2H), 7.47–7.38 (m, 2H), 7.28–7.20 (m, 1H), 6.55 (s, 1H), 4.49 (d, *J* = 12.2 Hz, 1H), 2.99 (d, *J* = 12.2 Hz, 1H), 2.35 (s, 3H), 1.89 (s, 3H). ¹³C {¹H} NMR (75 MHz, CDCl₃) δ 164.9 (C), 162.0 (C), 149.1 (C), 137.3 (C), 137.1 (C), 133.2 (C), 133.0 (C), 130.5 (C), 130.4 (CH), 128.9 (CH), 128.8 (q, *J*_{C-F} = 1.0 Hz, CH), 125.9 (CH), 125.7 (q, *J*_{C-F} = 1.5 Hz, CH), 125.2 (q, *J*_{C-F} = 287.3 Hz, CF₃), 119.73 (CH), 78.2 (q, *J*_{C-F} = 28.8 Hz, C), 41.7 (CH₂), 25.6 (CH₃), 19.1 (CH₃). ¹⁹F NMR (282 MHz, CDCl₃) δ -79.16 (s, CF₃). HRMS (ESI/Q-TOF) *m/z* [M + H]⁺ C₂₁H₁₈Cl₂F₃N₂O₂⁺ calcd for 457.0692; found 457.0686.

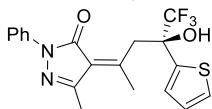
(*R,Z*)-5-Methyl-2-phenyl-4-(5,5,5-trifluoro-4-hydroxy-4-(2-methoxyphenyl)pentan-2-ylidene)-2,4-dihydro-3H-pyrazol-3-one (**3ai**).



Following general procedure ii and using cinchonidine-derived thiourea XI (10 mol %) as the catalyst, 8.4 mg of product **3ai** was obtained (20% yield). Enantiomeric excess (78%) was determined by chiral HPLC (Chiralpak ADH *i*PrOH–hexane 10/90, flow rate = 1.0 mL/min, λ = 234 nm), t_R = 7.23 min (major), t_R = 5.88 min (minor). $[\alpha]_D^{25}$ = +224.9 (*c* 0.4, CHCl₃). Yellow oil.

¹H NMR (300 MHz, CDCl₃) δ 7.91 (dd, *J* = 8.7, 1.2 Hz, 2H), 7.73 (dd, *J* = 7.9, 1.7 Hz, 1H), 7.46–7.32 (m, 3H), 7.27–7.15 (m, 1H), 7.06–6.94 (m, 2H), 6.39 (s, 1H), 4.19 (s, 2H), 3.93 (s, 3H), 2.33 (s, 3H), 2.06 (s, 3H). ¹³C {¹H} NMR (101 MHz, CDCl₃) δ 165.7 (C), 164.7 (C), 157.1 (C), 149.0 (C), 140.9 (C), 137.7 (C), 130.4 (CH), 130.0 (CH), 129.4 (C), 128.8 (CH), 125.5 (q, *J*_{C–F} = 293.6 Hz, CF₃), 125.4 (CH), 121.4 (CH), 119.6 (CH), 112.0 (CH), 78.8 (q, *J*_{C–F} = 29.9 Hz, C), 55.7 (CH₃), 37.6 (CH₂), 23.6 (CH₃), 19.3 (CH₃). ¹⁹F NMR (282 MHz, CDCl₃) δ –78.94 (s, CF₃). HRMS (ESI/Q-TOF) *m/z* [M + H]⁺ C₂₂H₂₂F₃N₂O₃⁺ calcd for 419.1577; found 419.1578.

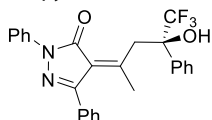
(*S,Z*)-5-Methyl-2-phenyl-4-(5,5,5-trifluoro-4-hydroxy-4-(thio-phen-2-yl)pentan-2-ylidene)-2,4-dihydro-3H-pyrazol-3-one (**3aj**).



Following general procedure ii and using cinchonidine-derived thiourea XI (10 mol %) as the catalyst, 11.8 mg of product **3aj** was obtained (30% yield). Enantiomeric excess (56%) was determined by chiral HPLC (Chiralpak ADH *i*PrOH–hexane 10/90, flow rate = 1.0 mL/min, λ = 234 nm), t_R = 6.80 min (major), t_R = 6.15 min (minor). $[\alpha]_D^{25}$ = +76.8 (*c* 0.6, CHCl₃). Yellow solid, mp = 167–169 °C.

¹H NMR (300 MHz, CDCl₃) δ 7.89 (dd, *J* = 8.7, 1.2 Hz, 2H), 7.48–7.37 (m, 2H), 7.34 (dd, *J* = 5.1, 1.2 Hz, 1H), 7.26–7.17 (m, 2H), 7.07 (dd, *J* = 5.1, 3.7 Hz, 1H), 6.69 (s, 1H), 4.55 (d, *J* = 11.9 Hz, 1H), 2.94 (d, *J* = 11.9 Hz, 1H), 2.37 (s, 3H), 1.89 (s, 3H). ¹³C {¹H} NMR (75 MHz, CDCl₃) δ 165.0 (C), 163.2 (C), 149.2 (C), 141.1 (C), 137.4 (C), 130.2 (C), 128.9 (CH), 127.4 (CH), 126.1 (CH), 125.8 (CH), 125.0 (q, *J*_{C–F} = 287.3 Hz, CF₃), 124.7 (q, *J*_{C–F} = 1.6 Hz, CH), 119.7 (CH), 78.6 (q, *J*_{C–F} = 29.9 Hz, C), 43.0 (CH₂), 25.2 (CH₃), 19.0 (CH₃). ¹⁹F NMR (282 MHz, CDCl₃) δ –80.97 (s, CF₃). HRMS (ESI/Q-TOF) *m/z* [M + H]⁺ C₁₉H₁₈F₃N₂O₂S⁺ calcd for 395.1036; found 395.1028.

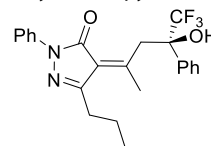
(*R,Z*)-2,5-diphenyl-4-(5,5,5-trifluoro-4-hydroxy-4-phenylpentan-2-ylidene)-2,4-dihydro-3H-pyrazol-3-one (**3ba**).



Following general procedure ii and using cinchonidine-derived thiourea VI as the catalyst, 20.7 mg of product **3ba** was obtained (46% yield). Enantiomeric excess (68%) was determined by chiral HPLC (Chiralpak ADH *i*PrOH–hexane 10/90, flow rate = 1.0 mL/min, λ = 234 nm), t_R = 6.81 min (major), t_R = 5.75 min (minor). $[\alpha]_D^{25}$ = +170.9 (*c* 0.7, CHCl₃). Yellow oil.

¹H NMR (300 MHz, CDCl₃) δ 7.96 (dd, *J* = 8.8, 1.2 Hz, 2H), 7.71 (d, *J* = 6.9 Hz, 2H), 7.49–7.29 (m, 10H), 7.29–7.21 (m, 1H), 6.36 (s, 1H), 4.52 (d, *J* = 12.1 Hz, 1H), 3.03 (d, *J* = 12.1 Hz, 1H), 1.40 (s, 3H). ¹³C {¹H} NMR (75 MHz, CDCl₃) δ 165.3 (C), 164.9 (C), 152.2 (C), 137.6 (C), 136.6 (C), 133.2 (C), 129.6 (CH), 129.2 (C), 128.9 (CH), 128.8 (CH), 128.7 (CH), 128.5 (CH), 128.4 (CH), 126.2 (q, *J*_{C–F} = 1.2 Hz, CH), 126.0 (CH), 125.7 (d, *J*_{C–F} = 287.1 Hz, CF₃), 120.0 (CH), 78.52 (q, *J*_{C–F} = 28.5 Hz, C), 42.4 (CH₂), 27.5 (CH₃). ¹⁹F NMR (282 MHz, CDCl₃) δ –78.86 (s). HRMS (ESI/Q-TOF) *m/z* [M + H]⁺ C₂₆H₂₂F₃N₂O₂⁺ calcd for 451.1628; found 451.1624.

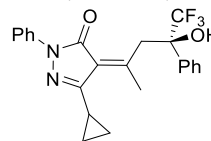
(*R,Z*)-2-Phenyl-5-propyl-4-(5,5,5-trifluoro-4-hydroxy-4-phenylpentan-2-ylidene)-2,4-dihydro-3H-pyrazol-3-one (**3ca**).



Following general procedure ii and using cinchonidine-derived thiourea VI as the catalyst, 23.7 mg of product **3ca** was obtained (57% yield). Enantiomeric excess (76%) was determined by chiral HPLC (Chiralpak ADH *i*PrOH–hexane 10/90, flow rate = 1.0 mL/min, λ = 234 nm), t_R = 5.15 min (major), t_R = 4.69 min (minor). $[\alpha]_D^{25}$ = +429.5 (*c* 0.8, CHCl₃). Yellow solid, mp = 150–151 °C.

¹H NMR (300 MHz, CDCl₃) δ 7.92 (dd, *J* = 8.7, 1.2 Hz, 2H), 7.68 (d, *J* = 6.5 Hz, 2H), 7.55–7.37 (m, 5H), 7.26–7.19 (m, 1H), 6.33 (s, 1H), 4.58 (d, *J* = 12.0 Hz, 1H), 2.98 (d, *J* = 12.0 Hz, 1H), 2.73–2.50 (m, 2H), 1.75 (s, 3H), 1.73–1.35 (m, 2H), 1.00 (t, *J* = 7.4 Hz, 3H). ¹³C {¹H} NMR (75 MHz, CDCl₃) δ 165.2 (C), 162.9 (C), 152.4 (C), 137.6 (C), 136.6 (C), 129.7 (C), 128.8 (CH), 128.7 (CH), 128.4 (CH), 126.2 (q, *J* = 1.7 Hz, CH), 125.7 (q, *J* = 286.9 Hz, CF₃), 125.6 (CH), 119.7 (CH), 78.7 (q, *J* = 28.2 Hz, C), 42.1 (CH₂), 34.1 (CH₂), 25.5 (CH₃), 20.0 (CH₂), 13.8 (CH₃). ¹⁹F NMR (282 MHz, CDCl₃) δ –78.97. HRMS (ESI/Q-TOF) *m/z* [M + H]⁺ C₂₃H₂₄F₃N₂O₂⁺ calcd for 417.1784; found 417.1789.

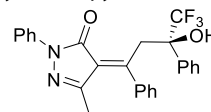
(*R,Z*)-5-Cyclopropyl-2-phenyl-4-(5,5,5-trifluoro-4-hydroxy-4-phenylpentan-2-ylidene)-2,4-dihydro-3H-pyrazol-3-one (**3da**).



Following general procedure ii and using cinchonidine-derived thiourea VI as the catalyst, 27.6 mg of product **3da** was obtained (66% yield). Enantiomeric excess (76%) was determined by chiral HPLC (Chiralpak ADH *i*PrOH–hexane 10/90, flow rate = 1.0 mL/min, λ = 234 nm), t_R = 4.83 min (major), t_R = 5.40 min (minor). $[\alpha]_D^{25}$ = +316.7 (*c* 0.8, CHCl₃). Yellow solid, mp = 145–146 °C.

¹H NMR (300 MHz, CDCl₃) δ 7.90 (dd, *J* = 8.8, 1.1 Hz, 2H), 7.69 (d, *J* = 6.8 Hz, 2H), 7.55–7.35 (m, 5H), 7.28–7.07 (m, 1H), 6.33 (s, 1H), 4.57 (d, *J* = 12.0 Hz, 1H), 3.03 (d, *J* = 11.9 Hz, 1H), 1.96 (s, 3H), 1.78–1.64 (m, 1H), 1.28–1.09 (m, 1H), 0.95–0.82 (m, 3H). ¹³C {¹H} NMR (75 MHz, CDCl₃) δ 165.1 (C), 163.7 (C), 153.1 (C), 137.6 (C), 136.6 (C), 130.0 (C), 128.8 (CH), 128.7 (CH), 128.4 (CH), 126.2 (q, *J* = 1.7 Hz, CH), 125.7 (q, *J* = 287.5 Hz, CF₃), 125.6 (CH), 119.6 (CH), 78.7 (q, *J* = 28.2 Hz, C), 42.2 (CH₂), 25.6 (CH₃), 12.7 (CH), 7.5 (CH₂), 6.1 (CH₂). ¹⁹F NMR (282 MHz, CDCl₃) δ –79.05. HRMS (ESI/Q-TOF) *m/z* [M + H]⁺ C₂₃H₂₂F₃N₂O₂⁺ calcd for 415.1628; found 415.1625.

(*R,E*)-5-Methyl-2-phenyl-4-(4,4,4-trifluoro-3-hydroxy-1,3-diphenylbutylidene)-2,4-dihydro-3H-pyrazol-3-one (**3ea**).

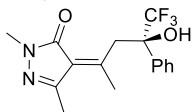


Following general procedure ii and using cinchonidine-derived thiourea VI as the catalyst, 21.6 mg of product **3ea** was obtained (48% yield). Enantiomeric excess (94%) was determined by chiral HPLC (Chiralpak IC *i*PrOH–hexane 10/90, flow rate = 1.0 mL/min, λ = 234 nm), t_R = 5.17 min (major), t_R = 6.94 min (minor). $[\alpha]_D^{25}$ = +699.0 (*c* 0.5, CHCl₃). Yellow solid, mp = 154–155 °C.

¹H NMR (300 MHz, CDCl₃) δ 7.93 (dd, *J* = 8.7, 1.2 Hz, 2H), 7.53–7.39 (m, 2H), 7.33 (t, *J* = 7.6 Hz, 1H), 7.27–7.23 (m, 3H), 7.19 (tt, *J* = 7.5, 1.1 Hz, 1H), 7.13 (d, *J* = 7.7 Hz, 1H), 7.09–7.03 (m, 1H), 6.97 (t, *J* = 7.3 Hz, 2H), 6.80 (t, *J* = 7.6 Hz, 1H), 6.69 (s, 1H), 6.20 (d, *J* = 7.8 Hz, 1H), 4.86 (d, *J* = 11.9 Hz, 1H), 3.42 (d, *J* = 11.8 Hz, 1H), 1.42 (s, 3H). ¹³C {¹H} NMR (75 MHz, CDCl₃) δ 165.0 (C), 163.5 (C), 149.7 (C), 140.0 (C), 137.5 (C), 134.9 (C),

130.7 (C), 129.2 (CH), 128.9 (CH), 128.3 (CH), 128.0 (CH), 127.6 (CH), 126.5 (q, $J = 1.7$ Hz, CH), 125.8 (CH), 125.52 (q, $J = 287.5$ Hz, CF₃), 125.5 (CH), 119.7 (CH), 79.0 (q, $J = 28.2$ Hz, C), 41.4 (CH₂), 17.4 (CH₃). ¹⁹F NMR (282 MHz, CDCl₃) δ -80.52. HRMS (ESI/Q-TOF) m/z [M + H]⁺ C₂₆H₂₂F₃N₂O₂⁺ calcd for 451.1628; found 451.1631.

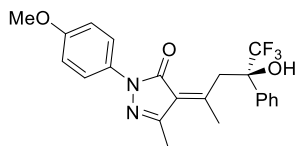
(*R,Z*)-2,5-Dimethyl-4-(5,5,5-trifluoro-4-hydroxy-4-phenylpentan-2-ylidene)-2,4-dihydro-3H-pyrazol-3-one (**3fa**).



Following general procedure ii and using quinine-derived squaramide **XI** as the catalyst, 17.3 mg of product **3fa** was obtained (53% yield). Enantiomeric excess (92%) was determined by chiral HPLC (Chiralpak ADH *i*PrOH–hexane 10/90, flow rate = 1.0 mL/min, $\lambda = 234$ nm), $t_R = 7.05$ min (major), $t_R = 5.99$ min (minor). $[\alpha]_D^{25} = +223.0$ (c 0.6, CHCl₃). Yellow oil.

¹H NMR (300 MHz, CDCl₃) δ 7.66 (dd, $J = 7.5, 1.4$ Hz, 2H), 7.50–7.28 (m, 3H), 6.61 (s, 1H), 4.47 (d, $J = 11.9$ Hz, 1H), 3.36 (s, 3H), 2.94 (d, $J = 11.9$ Hz, 1H), 2.21 (s, 3H), 1.72 (s, 3H). ¹³C {¹H} NMR (75 MHz, CDCl₃) δ 166.1 (C), 162.8 (C), 147.9 (C), 136.6 (C), 129.4 (C), 128.6 (CH), 128.4 (CH), 126.2 (q, $J_{C-F} = 1.7$ Hz, CH), 125.7 (q, $J_{C-F} = 287.5$ Hz, C), 78.8 (q, $J_{C-F} = 28.2$ Hz, C), 42.1 (CH₂), 31.5 (CH₃), 25.3 (CH₃), 19.0 (CH₃). ¹⁹F NMR (282 MHz, CDCl₃) δ -79.21 (s, CF₃). HRMS (ESI/Q-TOF) m/z [M + H]⁺ C₁₆H₁₈F₃N₂O₂⁺ calcd for 327.1315; found 327.1325.

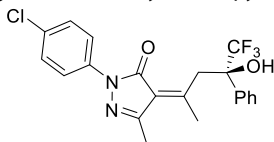
(*R,Z*)-2-(4-Methoxyphenyl)-5-methyl-4-(5,5,5-trifluoro-4-hydroxy-4-phenylpentan-2-ylidene)-2,4-dihydro-3H-pyrazol-3-one (**3ga**).



Following general procedure ii and using cinchonidine-derived thiourea **VI** as the catalyst, 22.3 mg of product **3ga** was obtained (53% yield). Enantiomeric excess (66%) was determined by chiral HPLC (Chiralpak ADH *i*PrOH–hexane 10/90, flow rate = 1.0 mL/min, $\lambda = 234$ nm), $t_R = 10.81$ min (major), $t_R = 8.64$ min (minor). $[\alpha]_D^{25} = +328.2$ (c 0.7, CHCl₃). Yellow solid, mp = 165–167 °C.

¹H NMR (300 MHz, CDCl₃) δ 7.69 (d, $J = 9.2$ Hz, 2H), 7.61 (d, $J = 6.6$ Hz, 2H), 7.40–7.27 (m, 3H), 6.88 (d, $J = 9.2$ Hz, 2H), 6.34 (s, 1H), 4.49 (d, $J = 12.1$ Hz, 1H), 3.76 (s, 3H), 2.93 (d, $J = 11.9$ Hz, 1H), 2.24 (s, 3H), 1.71 (s, 3H). ¹³C {¹H} NMR (75 MHz, CDCl₃) δ 164.6 (C), 163.4 (C), 157.5 (C), 148.9 (C), 136.6 (C), 130.8 (C), 130.1 (C), 128.7 (CH), 128.4 (CH), 126.2 (q, $J = 1.7$ Hz, CH), 125.7 (q, $J = 287.5$ Hz, CF₃), 121.7 (CH), 114.1 (CH), 78.7 (q, $J = 28.2$ Hz, C), 55.5 (CH₃), 42.0 (CH₂), 25.3 (CH₃), 19.0 (CH₃). ¹⁹F NMR (282 MHz, CDCl₃) δ -79.11. HRMS (ESI/Q-TOF) m/z [M + H]⁺ C₂₂H₂₂F₃N₂O₃⁺ calcd for 419.1577; found 419.1574.

(*R,Z*)-2-(4-Chlorophenyl)-5-methyl-4-(5,5,5-trifluoro-4-hydroxy-4-phenylpentan-2-ylidene)-2,4-dihydro-3H-pyrazol-3-one (**3ha**).

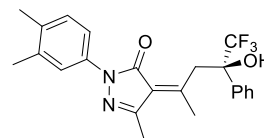


Following general procedure ii and using cinchonidine-derived thiourea **VI** as the catalyst, 24.1 mg of product **3ha** was obtained (57% yield). Enantiomeric excess (74%) was determined by chiral HPLC (Chiralpak ADH *i*PrOH–hexane 10/90, flow rate = 1.0 mL/min, $\lambda = 234$ nm), $t_R = 9.16$ min (major), $t_R = 6.85$ min (minor). $[\alpha]_D^{25} = +337.5$ (c 0.7, CHCl₃). Yellow solid, mp = 166–167 °C.

¹H NMR (300 MHz, CDCl₃) δ 7.90 (d, $J = 9.1$ Hz, 2H), 7.67 (d, $J = 6.4$ Hz, 2H), 7.51–7.30 (m, 5H), 6.16 (s, 1H), 4.55 (d, $J = 11.9$ Hz, 1H), 3.01 (d, $J = 11.9$ Hz, 1H), 2.32 (s, 3H), 1.78 (s, 3H). ¹³C {¹H}

NMR (75 MHz, CDCl₃) δ 164.9 (C), 164.2 (C), 149.4 (C), 136.4 (C), 136.1 (C), 130.8 (C), 129.9 (C), 128.9 (CH), 128.8 (CH), 128.5 (CH), 126.15 (d, $J = 1.1$ Hz, CH), 125.61 (q, $J = 287.5$ Hz, CF₃), 120.6 (CH), 78.7 (q, $J = 28.5$ Hz, C), 42.0 (CH₂), 25.4 (CH₃), 19.1 (CH₃). ¹⁹F NMR (282 MHz, CDCl₃) δ -79.18. HRMS (ESI/Q-TOF) m/z [M + H]⁺ C₂₁H₁₉ClF₃N₂O₂⁺ calcd for 423.1082; found 423.1086.

(*R,Z*)-2-(3,4-Dimethylphenyl)-5-methyl-4-(5,5,5-trifluoro-4-hydroxy-4-phenylpentan-2-ylidene)-2,4-dihydro-3H-pyrazol-3-one (**3ia**).

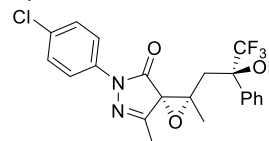


Following general procedure ii and using cinchonidine-derived thiourea **VI** as the catalyst, 22.5 mg of product **3ia** was obtained (54% yield). Enantiomeric excess (77%) was determined by chiral HPLC (Chiralpak ADH *i*PrOH–hexane 10/90, flow rate = 1.0 mL/min, $\lambda = 234$ nm), $t_R = 7.49$ min (major), $t_R = 5.93$ min (minor). $[\alpha]_D^{25} = +346.6$ (c 0.8, CHCl₃). Yellow solid, mp = 184–185 °C.

¹H NMR (300 MHz, CDCl₃) δ 7.68 (d, $J = 7.1$ Hz, 2H), 7.64–7.56 (m, 2H), 7.48–7.36 (m, 3H), 7.17 (d, $J = 8.2$ Hz, 1H), 6.41 (s, 1H), 4.55 (d, $J = 11.9$ Hz, 1H), 3.00 (d, $J = 11.9$ Hz, 1H), 2.31 (m, 6H), 2.27 (s, 3H), 1.77 (s, 3H). ¹³C {¹H} NMR (75 MHz, CDCl₃) δ 164.7 (C), 163.2 (C), 148.9 (C), 137.2 (C), 136.6 (C), 135.2 (C), 134.3 (C), 131.4 (C), 129.9 (CH), 128.7 (CH), 128.4 (CH), 126.2 (q, $J = 1.1$ Hz, CH), 125.7 (q, $J = 287.5$ Hz, CF₃), 121.1 (CH), 117.5 (CH), 78.7 (q, $J = 28.5$ Hz, C), 42.0 (CH₂), 25.3 (CH₃), 20.0 (CH₃), 19.3 (CH₃), 19.0 (CH₃). ¹⁹F NMR (282 MHz, CDCl₃) δ -79.08. HRMS (ESI/Q-TOF) m/z [M + H]⁺ C₂₃H₂₄F₃N₂O₂⁺ calcd for 417.1784; found 417.1788.

Procedure and Characterization Data for Compounds 4. A solution of **3ha** (29.6 mg, 0.07 mmol, 1 equiv) in DCM (1 mL) was cooled to 0 °C in an ice-bath, and mCPBA (22.6 mg, 0.105 mmol, 1.5 equiv) was added dropwise followed by the slow addition of K₂CO₃ (14.5 mg, 0.105 mmol, 1.5 equiv). The reaction mixture was stirred at 0 °C for 2 h and then extracted with 10 mL of H₂O and 3 × 20 mL of DCM. The combined organic layers were dried over MgSO₄ (anhydrous), and solvent was removed under reduced pressure. The residue was purified by column chromatography being eluted with hexane–DCM 60:40 to hexane–DCM 40:60, obtaining 30.3 mg of product **4** (both diastereoisomers) (98% yield) as yellow solids.

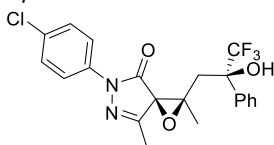
Major Diastereoisomer 4'. (2*S*,3*S*)-5-(4-Chlorophenyl)-2,7-dimethyl-2-((*R*)-3,3,3-trifluoro-2-hydroxy-2-phenylpropyl)-1-oxa-5,6-diazaspiro[2.4]hept-6-en-4-one.



Enantiomeric excess ($ee_{\text{major}} = 78\%$) was determined by chiral HPLC (Chiralpak ADH connected in series with Phenomenex Amylose-1 *i*PrOH–hexane 10/90, flow rate = 1.0 mL/min, $\lambda = 234$ nm), $t_R = 38.70$ min (major diastereoisomer, major enantiomer), $t_R = 54.24$ min (major diastereoisomer minor enantiomer), $[\alpha]_D^{25} = +155.0$ (c 0.9, CHCl₃). Yellow solid, mp_{major} = 194–195 °C.

¹H NMR (300 MHz, CDCl₃) δ 7.88 (d, $J = 9.2$ Hz, 2H), 7.61 (d, $J = 7.2$ Hz, 2H), 7.48–7.32 (m, 5H), 3.35–3.23 (m, 2H), 2.93 (d, $J = 14.7$ Hz, 1H), 2.11 (s, 3H), 1.25 (s, 3H). ¹³C {¹H} NMR (75 MHz, CDCl₃) δ 168.8 (C), 156.7 (C), 136.4 (C), 136.1 (C), 130.9 (C), 129.0 (CH), 128.8 (CH), 128.4 (CH), 126.20 (q, $J = 1.1$ Hz, CH), 120.0 (CH), 76.41 (q, $J = 28.7$ Hz, C), 69.1 (C), 65.5 (C), 37.6 (CH₂), 22.2 (CH₃), 16.9 (CH₃). ¹⁹F NMR (282 MHz, CDCl₃) δ -79.75. HRMS (ESI/Q-TOF) m/z [M + H]⁺ C₂₁H₁₉ClF₃N₂O₃⁺ calcd for 439.1031; found 439.1038.

Minor Diastereoisomer 4'. (2*R*,3*R*)-5-(4-Chlorophenyl)-2,7-dimethyl-2-((*R*)-3,3,3-trifluoro-2-hydroxy-2-phenylpropyl)-1-oxa-5,6-diazaspiro[2.4]hept-6-en-4-one.



Enantiomeric excess ($ee_{\text{minor}} = 76\%$) was determined by chiral HPLC (Chiralpak ADH connected in series with Phenomenex Amylose-1 *i*PrOH–hexane 10/90, flow rate = 1.0 mL/min, $\lambda = 234$ nm), $t_{\text{R}} = 46.81$ min (minor diastereoisomer major enantiomer), $t_{\text{R}} = 42.58$ min (minor diastereoisomer minor enantiomer). $[\alpha]_{\text{D}}^{25}{}_{\text{minor}} = -15.8$ (c 0.2, CHCl_3).

^1H NMR (300 MHz, CDCl_3) δ 7.79 (d, $J = 9.2$ Hz, 2H), 7.65 (d, $J = 7.6$ Hz, 2H), 7.39–7.23 (m, 5H), 4.75 (s, 1H), 2.99 (d, $J = 15.1$ Hz, 1H), 2.71 (d, $J = 15.2$ Hz, 1H), 2.01 (s, 3H), 1.34 (s, 3H). ^{19}F NMR (282 MHz, CDCl_3) δ –80.27.

■ ASSOCIATED CONTENT

SI Supporting Information

The Supporting Information is available free of charge at <https://pubs.acs.org/doi/10.1021/acs.joc.1c02817>.

^1H and ^{13}C NMR spectra, HPLC chromatograms for all compounds, and crystallographic data for epoxide 4 major diastereoisomer (PDF)

FAIR data, including the primary NMR FID files, for compounds 3aa–3aj, 3ba–3ia, epoxide 4 major diastereoisomer, and epoxide 4 minor diastereoisomer (ZIP)

Accession Codes

CCDC 2122953 contains the supplementary crystallographic data for this paper. These data can be obtained free of charge via www.ccdc.cam.ac.uk/data_request/cif, or by emailing data_request@ccdc.cam.ac.uk, or by contacting The Cambridge Crystallographic Data Centre, 12 Union Road, Cambridge CB2 1EZ, UK; fax: +44 1223 336033.

■ AUTHOR INFORMATION

Corresponding Authors

Gonzalo Blay – *Departament de Química Orgànica, Facultat de Química, Universitat de València, 46100 València, Spain;*
 orcid.org/0000-0002-7379-6789; Email: ganzalo.blay@uv.es

José R. Pedro – *Departament de Química Orgànica, Facultat de Química, Universitat de València, 46100 València, Spain;*
 orcid.org/0000-0002-6137-866X; Email: jose.r.pedro@uv.es

Authors

Laura Carceller-Ferrer – *Departament de Química Orgànica, Facultat de Química, Universitat de València, 46100 València, Spain*

Aleix González del Campo – *Departament de Química Orgànica, Facultat de Química, Universitat de València, 46100 València, Spain*

Carlos Vila – *Departament de Química Orgànica, Facultat de Química, Universitat de València, 46100 València, Spain;*
 orcid.org/0000-0001-9306-1109

M. Carmen Muñoz – *Departament de Física Aplicada, Universitat Politècnica de València, 46022 València, Spain;*
 orcid.org/0000-0003-2630-3897

Complete contact information is available at:

<https://pubs.acs.org/doi/10.1021/acs.joc.1c02817>

Notes

The authors declare no competing financial interest.

■ ACKNOWLEDGMENTS

Financial support from Grant PID2020-116944GB funded by MCIN/AEI/10.13039/501100011033 and by “ERDF A way of making Europe” and AICO/2020/68 funded by Conselleria d’Innovació, Universitat, Ciència i Societat Digital (AICO/2020/68) are acknowledged. L.C.-F. thanks the Universitat de València for a predoctoral grant. C.V. thanks the RyC contract (Grant RYC-2016-20187) funded by MCIN/AEI/10.13039/501100011033 and by “European Union Next GenerationEU/PRTR”. Access to NMR, MS, and X-ray facilities from the Servei Central de Suport a la Investigació Experimental (SCSIE)-UV is also acknowledged.

■ REFERENCES

- (1) Fuson, R. C. The principle of vinylogy. *Chem. Rev.* **1935**, *16*, 1–27.
- (2) (a) Casiraghi, G.; Zanardi, F.; Appendino, G.; Rassa, G. The vinylogous aldol reaction: A valuable, yet understated Carbon–Carbon bond-forming maneuver. *Chem. Rev.* **2000**, *100*, 1929–1972. (b) Casiraghi, G.; Battistini, L.; Curti, C.; Rassa, G.; Zanardi, F. The Vinylogous aldol and related addition reactions: Ten years of progress. *Chem. Rev.* **2011**, *111*, 3076–3154. (c) Pansare, S. V.; Paul, E. K. The Organocatalytic vinylogous aldol reaction: Recent advances. *Chem.—Eur. J.* **2011**, *17*, 8770–8779. (d) Bisai, V. Organocatalytic asymmetric vinylogous aldol reactions. *Synthesis* **2012**, *44*, 1453–1463.
- (3) (a) Nie, J.; Guo, H.-C.; Cahard, D.; Ma, J.-A. Asymmetric construction of stereogenic carbon centers featuring a trifluoromethyl group from Prochiral trifluoromethylated substrates. *Chem. Rev.* **2011**, *111*, 455–529. (b) Noda, H.; Kumagai, N.; Shibasaki, M. Catalytic asymmetric synthesis of α -trifluoromethylated carbinols: A Case Study of Tertiary Propargylic Alcohols. *Asian J. Org. Chem.* **2018**, *7*, 599–612.
- (4) (a) Purser, S.; Moore, P. R.; Swallow, S.; Gouverneur, V. Fluorine in medicinal chemistry. *Chem. Soc. Rev.* **2008**, *37*, 320–330. (b) Wang, J.; Sánchez-Roselló, M.; Aceña, J. L.; del Pozo, C.; Sorochinsky, A. E.; Fustero, S.; Soloshonok, V. A.; Liu, H. Fluorine in pharmaceutical industry: Fluorine-containing drugs introduced to the market in the last decade (2001–2011). *Chem. Rev.* **2014**, *114*, 2432–2506. (c) Inoue, M.; Sumii, Y.; Shibata, N. Contribution of Organofluorine Compounds to Pharmaceuticals. *ACS Omega* **2020**, *5*, 10633–10640.
- (5) Selected examples: (a) Lin, J.; Kang, T.; Liu, Q.; He, L. Enantioselective aldol reactions of α,β -unsaturated ketones with trifluoroacetophenone catalyzed by a chiral primary amine. *Tetrahedron: Asymmetry* **2014**, *25*, 949–955. (b) Lutete, L. M.; Miyamoto, T.; Ikemoto, T. Tertiary amino thiourea-catalyzed asymmetric cross aldol reaction of aryl methyl ketones with aryl trifluoromethyl ketones. *Tetrahedron Lett.* **2016**, *57*, 1220–1223. (c) Wang, P.; Li, H.-F.; Zhao, J.-Z.; Du, Z.-H.; Da, C.-S. Organocatalytic enantioselective cross-aldol reaction of *o*-hydroxyarylketones and trifluoromethyl ketones. *Org. Lett.* **2017**, *19*, 2634–2637.
- (6) Jing, Z.; Bai, X.; Chen, W.; Zhang, G.; Zhu, B.; Jiang, Z. Organocatalytic enantioselective vinylogous aldol reaction of allyl aryl ketones to activated acyclic ketones. *Org. Lett.* **2016**, *18*, 260–263.
- (7) Chen, F.; Chang, Z.; Paidamoyo, C.; Zeng, X.; Wang, Y.; Han, X. Enantioselective synthesis of tertiary trifluoromethyl carbinols by vinylogous aldol reaction of 3-methylcyclohex-2-en-1-one with (het)aryl trifluoromethyl ketones. *Synlett* **2019**, *30*, 240–244.
- (8) Crotti, S.; Belletti, G.; Di Iorio, N.; Marotta, E.; Mazzanti, A.; Righi, P.; Bencivenni, G. Asymmetric vinylogous aldol addition of

alkylidene oxindoles on trifluoromethyl- α,β -unsaturated ketones. *RSC Adv.* **2018**, *8*, 33451–33458.

(9) For examples of enantioselective vinylogous aldol-lactonization cascade reactions, see (a) Mo, J.; Chen, X.; Chi, Y. R. Oxidative γ -addition of enals to trifluoromethyl Ketones: Enantioselectivity control via Lewis acid/N-heterocyclic carbene cooperative catalysis. *J. Am. Chem. Soc.* **2012**, *134*, 8810–8813. (b) Chen, X.; Yang, S.; Song, B.-A.; Chi, Y. R. Functionalization of benzylic C(sp³)-H bonds of heteroaryl aldehydes through N-heterocyclic carbene organocatalysis. *Angew. Chem., Int. Ed.* **2013**, *52*, 11134–11137. (c) Crotti, S.; Di Iorio, N.; Mazzanti, A.; Righi, P.; Bencivenni, G. Enantioselective synthesis of trifluoromethyl α,β -unsaturated δ -lactones via vinylogous aldol-lactonization cascade. *J. Org. Chem.* **2018**, *83*, 12440–12448. (d) Fu, J.-H.; Zhang, Z.-G.; Zhou, X.-Y.; Fu, C.-W.; Sha, F.; Wu, X.-Y. Enantioselective vinylogous aldol/lactonization cascade reaction between β,γ -unsaturated amides and trifluoromethyl ketones: facile access to chiral trifluoromethyl dihydropyranones. *Org. Biomol. Chem.* **2020**, *18*, 7848–7851.

(10) For reviews in the asymmetric synthesis of pyrazolones, see (a) Chauhan, P.; Mahajan, S.; Enders, D. Asymmetric synthesis of pyrazoles and pyrazolones employing the reactivity of pyrazolin-5-one derivatives. *Chem. Commun.* **2015**, *51*, 12890–12907. (b) Liu, S.; Bao, X.; Wang, B. Pyrazolone: a powerful synthon for asymmetric diverse derivatizations. *Chem. Commun.* **2018**, *54*, 11515–11529. (c) Carceller-Ferrer, L.; Blay, G.; Pedro, J. R.; Vila, C. Recent advances in catalytic enantioselective synthesis of pyrazolones with a tetrasubstituted stereogenic center at the 4-position. *Synthesis.* **2021**, *53*, 215–237.

(11) (a) Amr, F. I.; Vila, C.; Blay, G.; Muñoz, M. C.; Pedro, J. R. Organocatalytic enantioselective alkylation of pyrazol-3-ones with isatin-derived ketimines: stereocontrolled construction of vicinal tetrasubstituted stereocenters. *Adv. Synth. Catal.* **2016**, *358*, 1583–1588. (b) Vila, C.; Amr, F. I.; Blay, G.; Muñoz, M. C.; Pedro, J. R. Organocatalytic enantioselective synthesis of pyrazoles bearing a quaternary stereocenter. *Chem.—Asian J.* **2016**, *11*, 1532–1536. (c) Vila, C.; Dharmaraj, N. J.; Faubel, A.; Blay, G.; Cardona, M. L.; Muñoz, M. C.; Pedro, J. R. Regio-, diastereo-, and enantioselective organocatalytic addition of 4-substituted pyrazolones to isatin-derived nitroalkenes. *Eur. J. Org. Chem.* **2019**, *2019*, 3040–3044. (d) Carceller-Ferrer, L.; Vila, C.; Blay, G.; Fernández, I.; Muñoz, M. C.; Pedro, J. R. Organocatalytic enantioselective aminoalkylation of pyrazol-3-ones with aldimines generated *in situ* from α -amido sulfones. *Org. Biomol. Chem.* **2019**, *17*, 9859–9863.

(12) For asymmetric addition of alkylidenepyrazolones to α,β -unsaturated carbonyl compounds and nitroalkenes, see (a) Rassu, G.; Zambrano, V.; Pinna, L.; Curti, C.; Battistini, L.; Sartori, A.; Pelosi, G.; Casiraghi, G.; Zanardi, F. Direct and enantioselective vinylogous Michael addition of α -alkylidenepyrazolinones to nitroolefins catalyzed by dual cinchona alkaloid thioureas. *Adv. Synth. Catal.* **2014**, *356*, 2330. (b) Yetra, S. R.; Mondal, S.; Mukherjee, S.; Gonnade, R. G.; Biju, A. T. Enantioselective synthesis of spirocyclohexadienones by NHC-catalyzed formal [3+3] annulation reaction of enals. *Angew. Chem., Int. Ed.* **2016**, *55*, 268. (c) Liu, J.-Y.; Zhao, J.; Zhang, J.-L.; Xu, P.-F. Quaternary carbon center forming formal [3+3] cycloaddition reaction via bifunctional catalysis: Asymmetric synthesis of spirocyclohexene pyrazolones. *Org. Lett.* **2017**, *19*, 1846. (d) Mondal, S.; Mukherjee, S.; Yetra, S. R.; Gonnade, R. G.; Biju, A. T. Organocatalytic enantioselective vinylogous Michael-aldol cascade for the synthesis of spirocyclic compounds. *Org. Lett.* **2017**, *19*, 4367. (e) Leng, H.-J.; Li, Q.-Z.; Zeng, R.; Dai, Q.-S.; Zhu, H.-P.; Liu, Y.; Huang, W.; Han, B.; Li, J.-L. Asymmetric construction of spirocyclohexane skeletons via amine-catalyzed [3+3] annulation. *Adv. Synth. Catal.* **2018**, *360*, 229. (f) Xu, J.; Hu, L.; Hu, H.; Ge, S.; Liu, X.; Feng, X. Enantioselective vinylogous Michael-aldol reaction to synthesize spirocyclohexene pyrazolones in aqueous media. *Org. Lett.* **2019**, *21*, 1632. (g) Sun, B.-B.; Zhang, J.-Q.; Chen, J.-B.; Fan, W.-T.; Yu, J.-Q.; Hu, J.-M.; Wang, X.-W. Stereoselective synthesis of spirocyclohexadiene-pyrazolones via organic base and/or hydrogen bonding assisted [3+3] annulation

reactions. *Org. Chem. Front.* **2019**, *6*, 1842. (h) Ji, Y.-L.; Li, H.-P.; Ai, Y.-Y.; Li, G.; He, X.-H.; Huang, W.; Huang, R.-Z.; Han, B. Enantio- and diastereoselective synthesis of spirocyclohexanes via an organocatalytic [1+2+3] multicomponent reaction. *Org. Biomol. Chem.* **2019**, *17*, 9217. (i) Sun, B.-B.; Chen, J.-B.; Zhang, J.-Q.; Yang, X.-P.; Lv, H.-P.; Wang, Z.; Wang, X.-W. Organocatalyzed asymmetric cascade annulation reaction for the construction of bi-spirocyclic pyrazolone and oxindole derivatives. *Org. Chem. Front.* **2020**, *7*, 796. (j) Krishna, A. V.; Reddy, G. S.; Gorachand, B.; Ramachary, D. B. Ramachary, D. B. Organocatalytic asymmetric formal [3+3]-cycloaddition to access 2,3-diazaspiro[4.5]deca-3,6-dien-1-ones. *Eur. J. Org. Chem.* **2020**, *2020*, 6623.

(13) For an example using Morita–Baylis–Hillman carbonates as electrophiles, see Yang, W.; Sun, W.; Zhang, C.; Wang, Q.; Guo, Z.; Mao, B.; Liao, J.; Guo, H. Lewis-base-catalyzed asymmetric [3+3] annulation reaction of Morita–Baylis–Hillman carbonates: Enantioselective synthesis of spirocyclohexenes. *ACS Catal.* **2017**, *7*, 3142.

(14) For an example using ketimines as electrophiles, see Carceller-Ferrer, L.; Vila, C.; Blay, G.; Munoz, M. C.; Pedro, J. R. Catalytic diastereo- and enantioselective vinylogous Mannich reaction of alkylidenepyrazolones to isatin-derived ketimines. *Org. Lett.* **2021**, *23*, 7391–7395.

(15) Zhao, Z.; Dai, X.; Li, X.; Wang, X.; Tian, J.; Feng, Y.; Xie, J.; Ma, C.; Nie, Z.; Fan, P.; Qian, M.; He, X.; Wu, S.; Zhang, Y.; Zheng, X. Pyrazolone structural motif in medicinal chemistry: Retrospect and prospect. *Eur. J. Med. Chem.* **2020**, *186*, 111893.

(16) (a) Takemoto, Y. Recognition and activation by ureas and thioureas: stereoselective reactions using ureas and thioureas as hydrogen-bonding donors. *Org. Biomol. Chem.* **2005**, *3*, 4299–4306. (b) Doyle, A. G.; Jacobsen, E. N. Small-molecule H-bond donors in asymmetric catalysis. *Chem. Rev.* **2007**, *107*, 5713–5743. (c) Aleman, J.; Parra, A.; Jiang, H.; Jørgensen, K. A. Squaramides: bridging from molecular recognition to bifunctional organocatalysis. *Chem.—Eur. J.* **2011**, *17*, 6890–6899.

(17) We screened other bifunctional organocatalysts in order to improve the yield and the enantioselectivity, see the [Supporting Information](#) for further details.

(18) We have performed a ¹H NMR spectrum of the crude reaction mixture after evaporation of the solvent, and we only observed compounds **1a** and **3aa**, see the [Supporting Information](#) for further details.

(19) Lluna-Galán, C.; Blay, G.; Fernández, I.; Muñoz, M. C.; Pedro, J. R.; Vila, C. Organocatalytic enantioselective Strecker reaction with seven-membered cyclic imines. *Adv. Synth. Catal.* **2018**, *360*, 3662–3666.

(20) As one referee suggested, we have performed the reaction at higher concentration of both reagents (0.2 M), with catalyst **VI** for 5 days in order to obtain better yield. In these conditions, compounds **3aa**, **3ad**, **3ba**, and **3ga** were obtained with slightly lower yields but better enantioselectivities.

(21) CCDC 2122953(4') contains the supplementary crystallographic data for this paper. These data can be obtained free of charge from The Cambridge Crystallographic Data Centre via www.ccdc.cam.ac.uk/data_request/cif.

(22) Duangdee, N.; Harnying, W.; Rulli, G.; Neudörfl, J.-M.; Gröger, H.; Berkessel, A. Highly enantioselective organocatalytic trifluoromethyl carbinol synthesis—A caveat on reaction times and product isolation. *J. Am. Chem. Soc.* **2012**, *134*, 11196.

(23) Deruiter, J.; Carter, D. A.; Arledge, W. S.; Sullivan, P. J. Synthesis and reactions of 4-isopropylidene-1-aryl-3-methyl-2-pyrazolin-5-ones. *J. Heterocycl. Chem.* **1987**, *24*, 149–153.

(24) Tillman, A. L.; Ye, J.; Dixon, D. J. Direct enantio- and diastereoselective Mannich reactions of malonate and β -keto esters with N-Boc- and N-Cbz-aldimines catalysed by a bifunctional cinchonine derivative. *Chem. Commun.* **2006**, 1191–1193.

(25) Yang, W.; Du, D.-M. Highly enantioselective Michael addition of nitroalkanes to chalcones using chiral squaramides as hydrogen bonding organocatalysts. *Org. Lett.* **2010**, *12*, 5450–5453.